

H. Q. Mitchell - Marileni Malkogianni

MINISTERUL EDUCAȚIEI ȘI CERCETĂRII ȘTIINȚIFICE

Limba modernă - engleză



clasa a IV-a • semestrul I

student's book

Smart Junior 4a
Student's Book

H. Q. Mitchell - Marileni Malkogianni

Published by: **Editura Astro** (through contractual agreement with MM Publications)
www.cartea-mea.ro
astro.impex@yahoo.com

MM Publications offices

UK Cyprus France Greece Poland Turkey USA
Associated companies and representatives throughout the world.



Copyright © 2016 MM Publications

All rights reserved. No part of this publication may be reproduced, stored in a retrieval system or transmitted in any form or by any means, electronic, mechanical, photocopying, recording or otherwise, without permission in writing from the publishers.

We would like to thank Shutterstock for permission to reproduce copyright photographs.

The publishers have tried to contact all copyright holders, but in cases where they may have failed, they will be pleased to make the necessary arrangements at the first opportunity.

Produced in the EU

ISBN: 978-618-05-0701-0

Acest manual este proprietatea Ministerului Educației și Cercetării Științifice.

Manualul școlar a fost aprobat prin Ordinul Ministrului Educației și Cercetării Științifice nr. 5134 din 05.09.2016, în urma evaluării, și este realizat în conformitate cu programa școlară aprobată prin Ordinul Ministrului Educației și Cercetării Științifice nr. 5003/02.12.2014.

Manualul este distribuit în mod gratuit, atât în format tipărit, cât și în format digital și este transmisibil timp de 4 ani școlari, începând cu anul școlar 2016-2017.

Inspectoratul școlar

Școala/Colegiul/Liceul

ACEST MANUAL A FOST FOLOSIT:

Anul	Numele elevului	Clasa	Anul școlar	Aspectul manualului*			
				format tipărit		format digital	
				la primire	la predare	la primire	la predare
1							
2							
3							
4							

*Pentru precizarea aspectului manualului se va folosi unul dintre următorii termeni: nou, îngrijit, neîngrijit, deteriorat.

- Cadrele didactice vor verifica dacă informațiile înscrise în tabelul de mai sus sunt corecte.
- Elevii nu vor face niciun fel de însemnări pe manual.

H. Q. Mitchell - Marileni Malkogianni

MINISTERUL EDUCAȚIEI ȘI CERCETĂRII ȘTIINȚIFICE

Limba modernă - engleză

”Programa școlară pentru disciplina LIMBA MODERNĂ Clasele a III-a - a IV-a, aprobată prin Anexa nr.2 la ordinul ministrului educației naționale nr. 5003/02.12.2014

80 pagini

Siguranța copiilor pe Internet



031.80.80.000
www.helpline.sigur.info

116.111 - numărul de telefon european de asistență pentru copii

clasa a IV-a • semestrul I

student's book



Editura Astra

Contents		Competences	Grammar	Phonics	Vocabulary
Hello	p. 4	2.1. Request and provide information on people. 4.1. Fill a form with personal information (first name, last name, address, age).			Revision
Module 1 About me					
unit 1 It's a robot	p. 6	1.1. Identify details from simple messages clearly and slowly articulated in known/predictable contexts. 1.3. Understand the details of simple oral messages articulated clearly and slowly (movies). 2.3. Describe objects. 3.1. Understand details in simple texts containing general information.	be can	s /s/	Colours Adjectives Ability
unit 2 Family	p. 14	1.1. Identify details from simple messages clearly and slowly articulated in known/predictable contexts. 1.3. Understand the details of simple oral messages articulated clearly and slowly (movies, songs for children). 2.1. Request and provide information on family, people. 3.1. Understand details in simple texts containing general information. 4.2. Write simple messages about oneself/others.	Have got a/an Whose...?	ch /tʃ/	Family Appearance Parts of the body Possessions
<i>Smart world 1</i> <i>Smart time 1</i> <i>Let's remember 1 and 2</i> <i>Self evaluation 1 and 2</i> <i>Smart magazine 1</i>	p. 22 p. 23 p. 24 p. 27 p. 28	3.1. Understand details in simple texts containing general information.			<i>Revision of module</i>
Module 2 People					
unit 3 Flying	p. 30	1.1. Identify details from simple messages clearly and slowly articulated in known/predictable contexts. 1.3. Understand the details of simple oral messages articulated clearly and slowly (movies, songs for children). 2.2. Describe ordinary activities. 3.1. Understand details in simple texts containing general information. 4.2. Write simple messages about others.	Present Progressive	th /θ/	Actions Time
unit 4 Help!	p. 38	1.2. Follow simple guidance instructions to achieve a goal. 1.3. Understand the details of simple oral messages articulated clearly and slowly (movies, songs for children). 2.2. Describe ordinary activities. 2.3. Describe objects. 3.1. Understand details in simple texts containing general information. 4.2. Write simple messages about others.	Imperative Possessive Adjectives	th /ð/	Actions Jobs/ Professions Souvenirs
<i>Smart world 2</i> <i>Smart time 2</i> <i>Let's remember 3 and 4</i> <i>Self evaluation 3 and 4</i> <i>Smart magazine 2</i>	p. 46 p. 47 p. 48 p. 51 p. 52	2.1. Request and provide information on people. 2.2. Describe ordinary activities. 2.3. Describe objects. 3.1. Understand details in simple texts containing general information.			<i>Revision of module</i>

Module 3 Environment

unit 5 Life

p. 54

- 1.1. Identify details from simple messages clearly and slowly articulated in known/predictable contexts.
- 1.3. Understand the details of simple oral messages articulated clearly and slowly (movies, songs for children).
- 2.1. Request and provide information on habits.
- 2.2. Describe ordinary activities.
- 3.1. Understand details in simple texts containing general information.

Present Simple

Adverbs of frequency

What's the time? It's ...

g, j /dʒ/

Everyday habits

Time

Animals

Body

unit 6 Time

p. 62

- 1.1. Identify details from simple messages clearly and slowly articulated in known/predictable contexts.
- 1.3. Understand the details of simple oral messages articulated clearly and slowly (movies).
- 2.1. Request and provide information on people and habits.
- 2.2. Describe ordinary activities.
- 3.1. Understand details in simple texts containing general information.
- 4.1. Fill a form with personal information (first name, hobbies).
- 4.2. Write simple messages about oneself.

Present Simple

sh /ʃ/

Everyday habits

Days of the week

Months

Ordinals

Seasons

Smart world 3

p. 70

Smart time 3

p. 71

Let's remember 5 and 6

p. 72

Self evaluation 5 and 6

p. 75

Smart magazine 3

p. 76

- 3.1. Understand details in simple texts containing general information.
- 3.2. Identify time and place information about an event from a poster or other media.

*Revision of module**Worksheets*

p. 78

World Animal Day


p. 80

Hello

1 Listen and read.



2 Find the names and circle. Then spell.



3 Match.

20	11	seventeen	green
8	17	ten	black
15	3	twenty	blue
10	12	eleven	yellow
		three	orange
		twelve	red
		eight	white
		fifteen	brown

4 Look and answer the questions.

There is There are

- 1 How many tables are there?
There are two tables.
- 2 How many books are there?

- 3 How many computers are there?

- 4 How many rulers are there?

- 5 How many chairs are there?


- 6 How many sofas are there?



5 Read and match.



Mrs Lu




Mr Bla

He's got eight fingers.
 She's got four arms.
 He's got three legs.
 She's got two feet.
 She's got two hands.
 He's got blue hair.
 She's got three ears.



Mrs Da



Mr Fo

6 Look and write. I like I don't like

- 1 _____ apples.
- 2 _____ oranges.
- 3 _____ horses.
- 4 _____ dogs.
- 5 _____ nuts.

7 Write about yourself.

Hello! My name is _____

I'm _____
 years old. I live at

_____ (address) _____ (number)



1a It's a robot



pink





purple



grey

1 Look and listen.



2 Listen and repeat.



gold



silver

3 Look and circle T for True or F for False.


1 **Picture 1**
Metallica's got two eyes. (T) (F)

2 **Picture 2**
Metallica can talk and run. (T) (F)

3 **Picture 3**
The slide is pink and purple. (T) (F)

4 **Picture 4**
The slide is gold and silver. (T) (F)

4 Look!




I am	→	I'm	
You are	→	You're	We are → We're
He is	→	He's	You are → You're
She is	→	She's	They are → They're
It is	→	It's	

5 Look and match.

1 He's a man.



2 She's a queen.




3 They're turtles.



4 We're robots.



5 I'm a teacher.




6 It's a car.



6 Play a game. Turn to page 78.



1 Listen and play. 

Look at the children. They're at school.
Look at number 2. Is he bored? Is he angry?
Play the game and find out.

Number 3. Is she angry?

Umm... No, she isn't. Oh no!
Yes, she is. Yes, she is!



1 hungry



2 bored



3 angry



4 scared



5 tired



6 thirsty

2 Look and circle.

A 5 Is he tired?

Yes, he is. / No, he isn't.

B 3 Is she angry?

Yes, she is. / No, she isn't.

C 4 Are they hungry?

Yes, they are. / No, they aren't.

D 6 Are they thirsty?

Yes, they are. / No they aren't.

3 Look!

Am I? Are you?	Yes , I am. No , I'm not.	I'm not You aren't
Is he? Is she? Is it?	Yes , he/she/it is. No , he/she/it isn't.	He isn't She isn't It isn't
Are we? Are you? Are they?	Yes , we/you/they are. No , we/you/they aren't.	We aren't You aren't They aren't

4 Answer the questions.

1 Are they hungry?

No, they aren't.



2 Is she bored?



3 Is it yellow?



4 Is it orange?



5 Is it pink?



6 Are they red?



5 Sing and complete. 6



HUNGRY!

Hungry, hungry, hungry!

Is he _____ (1)?

No, he isn't. He's angry,

angry, _____ (2).

Scared, scared!

Are they _____ (3)?

Yes, they are!

They're scared, scared,

_____ (4).



6 Play a game.



Is he tired?

No, he isn't.



talk



sing



dance




fly



make



child

1 Listen and read. 

Toys Forever!



1

Children love toys.
This is Robo.
He's a robot.
Children love Robo.
He can talk, sing
and dance. Can you
dance?




2

These children
have got Lego bricks.
They can make Lego
houses, cars and
planes. What can
you make?



This is a great toy.
It can't talk, sing or
dance. It can fly! Put
it in your hands, spin
it and ... it flies!

3





children



house



houses



toys

2 Read activity 1 and tick (✓) what they can do.



talk	sing
✓	
dance	fly
make houses	



talk	sing
dance	fly
make houses	



talk	sing
dance	fly
make houses	

3 Look!



4 Complete. can can't

- Can Helen make a Lego plane?
No, she _____
- Can Bill make a sandwich?
Yes, he _____
- Can the children dance?
No, they _____
- Can the robot talk?
Yes, it _____

5 Listen and circle Yes or No. 6

1 Yes No

2 Yes No

3 Yes No

4 Yes No

6 Ask your friend.

Name		
	Yes, I can.	No, I can't.
Can you sing?		
Can you dance?		
Can you spell your name?		
Can you make a Lego house?		
Can you fly?		

Project 1

1 Stick or draw pictures of your favourite toys. Then write about them.

My toys



This is my favourite toy. It's a robot. It is blue. It has got two eyes. It can walk and it can talk. It can't fly. I play with it all the time.



This is Polly. Polly is a doll. She has got curly, red hair and green eyes. Polly can't talk and she can't dance. Polly is my favourite toy.




This is...
It is...
It has got...
It hasn't got...
It can...
It can't...


Writing tip


All sentences start with a **CAPITAL** letter and finish with a full stop (.).

e.g. **This** is my favourite toy. **It's** a robot.




Phonics activities

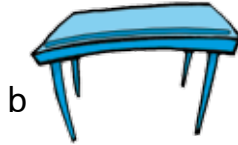
s /s/ 

1 Listen, say and match. 

1 six



2 desk



3 school




4 this



5 sing



2 Listen, say and circle /s/ where you find it. 



1 seven



2 insect




3 yellow



4 pink



5 scared

3 Look, read and say. Then circle the words with the /s/ sound. 

Six students


Six students are in the school.
Seven books are on the desks.

Ahh! An insect!

The students are scared.

Look, look, look!
It's on the book!





- father
- mother
- sister
- brother
- grandmother
- grandfather

1 Look and listen.



I'm Mel, the camel, and this is my family. This is my mother and father. I've got an uncle and an aunt, too.

Oh... and that's my crazy cousin, Albert.

2 Listen and repeat.

3 Read and circle about Mel.

1 This is my **mother** / **uncle**.

2 This is my **father** / **cousin**.

3 This is my **aunt** / **father**.

4 This is my **uncle** / **aunt**.

4 Look!

I've got a sister.



Mel has got a sister. I've got a sister, too!



I have got	→	I've got
You have got	→	You've got
He has got	→	He's got
She has got	→	She's got
It has got	→	It's got
We have got	→	We've got
You have got	→	You've got
They have got	→	They've got

a sister
an aunt

an + a, e, i,
o, u

5 Complete.

A have got has got

- 1 My mother _____ a red car.
- 2 They _____ five kites.
- 3 I _____ a blue jumper.
- 4 We _____ a dog.
- 5 The elephant _____ ten nuts.

B a an

- 1 There's _____ elephant in the zoo.
- 2 Mel has got _____ apple.
- 3 My father is _____ teacher.
- 4 I've got _____ orange umbrella.
- 5 Look! There's _____ dog in that boat!

7 Look at activity 6 and say.

She has got a father, a mother, a brother, an uncle and a cousin.

6 Listen and tick (✓).



1



2



3

It's number 1.





curly hair



straight hair



fair hair



moustache



beard

1 Make the 'funny face' booklet.

2 Sing and make the funny face. 🎵



Funny face

Have you got a funny face?
Have you got a funny face?
Let's make a funny face!

Has she got straight hair?
Has she got straight hair?
Yes, she has. Yes, she has.

Has she got blue eyes?
Has she got blue eyes?
No, she hasn't. No, she hasn't.

Has she got a moustache?
Has she got a moustache?
Yes, she has. Yes, she has.

Have you got a funny face?
Have you got a funny face?
Let's make a funny face.

1 Use your photocopy of page 79.



2 Cut the faces along the blue dotted lines.

3 Read the song and tick (✓) the correct girl.



3 Staple the pages together on the red lines.



A



B



C

4 Look at activity 3 and circle.

- A** She has got **fair** / curly hair.
- A** She has got **a moustache** / blue eyes.

- B** She has got **green** / blue eyes.
- C** She has got **curly** / straight hair.

5 Look!

Have I got?	Yes, I have.	I haven't got
Have you got?	No, I haven't.	You haven't got
Has he got?	Yes, he/she/it has.	He hasn't got
Has she got?	No, he/she/it hasn't.	She hasn't got
Has it got?		It hasn't got
Have we got?	Yes, we/you/they have.	We haven't got
Have you got?	No, we/you/they haven't.	You haven't got
Have they got?		They haven't got

6 Look and complete.

1 Has he got a beard?



No, he hasn't

2 _____ it got blue eyes?



3 _____ she got a moustache?



4 _____ they got curly hair?



7 Play a game.

Has he got a moustache?

Yes, he has.





shoes




boots



nose



dress-dresses

1 Listen and read. 

Fairy tales

Rapunzel


1



Rapunzel's got fair hair.
Rapunzel's hair is very very
long! It's beautiful!

Pinocchio

2



He's a boy,
he's not a toy!
Pinocchio's nose is
very long!

Cinderella

3



She's very beautiful.
Cinderella's dress is blue
and her shoes are silver.

Puss in Boots

4



Puss is a cat. He's got two big,
black boots. The cat's boots are funny!

The Little Mermaid

5



She's got a tail. The Little
Mermaid's house is in the sea.



tooth-teeth



foot-feet



tail

2 Answer the questions.


1 Whose shoe is this?

It's Cinderella's.



2 Whose hair is this?

It's _____.



3 Whose boot is this?

It's _____.



4 Whose tail is this?

It's _____.



5 Whose nose is this?

It's _____.



3 Look!

Whose book is **this**?

It's Tim's (book).



Whose pencil is **that**?


It's Mary's (pencil).



4 Answer the questions.


1 Whose flag is that?

It's Meg's flag.



2 Whose boat is _____?

It's _____ boat.



3 Whose umbrella is _____?

It's _____ umbrella.



4 Whose kite is _____?

It's _____ kite.



5 Listen and match 1-4 with A-D.

COSTUME PARTY



A Charlie

B Hanna

C Milly

D Tom

Project 2

- 1 Stick or draw pictures of your family members. Then write about their physical appearance.

My family



My name's Paul and this is my family. My father has got straight hair. He's got a beard, too. My mother has got fair hair. My brother, John, is six years old. I've got a cousin, too. Her name is Jill. We have got a big dog. His name is Rover and he's great! Can you see him?

My name is...
My father has got...
My mother has got...
My brother / sister is... years old.
We have got...

Writing tip

Always use a question mark (?) at the end of a question.
e.g. *Can you see him?*

We use an exclamation mark (!) at the end of a sentence to show strong feelings.
e.g. *His name is Rover and he's great!*

Phonics activities

ch /tʃ/

1 Listen, say and circle the /tʃ/ words.



1 dress



2 children



3 shoes




4 teacher



5 flower



6 chips




7 sandwich



8 snake

2 Listen, say and colour the /tʃ/ words.



1 sandwich



2 doctor



3 chair



4 student



5 chips



6 nose

3 Look, read and say. Then underline the words with the /tʃ/ sound.

The chimp

Look at the chimp.
It has got peaches.
It is on the chair
and peaches are everywhere!



1 Listen and repeat. 




superhero



glasses



freckles

2 Read and write the names in the correct spaces. Then listen. 



The *Incredibles* is an American film. It's about a family of superheroes! Mr Incredible, **Bob** Parr, is a big, strong man with blond hair. His wife, **Helen**, is Elastigirl. She has got red hair. They have got three children. Violet, Dash and baby **Jack-Jack**. **Violet** has got long, dark hair. **Dash** is cute. He has got freckles and is super fast. **Edna** is their clothes designer. She has got black hair and wears glasses. **Syndrome** is the 'bad' man. He's got red hair. **Frozone** is Mr Incredible's friend. His costume is blue and white.

3 Look and answer the questions.

- 1 Has Violet got short hair? _____
- 2 Has Bob got a beard? _____
- 3 Have Edna and Helen got long hair? _____
- 4 Has Jack-Jack got a moustache? _____

smart time 1



1 Listen and repeat.



mix



paintbrush



paint



artist

2 Listen and read.

LOVE ART


Can you draw or paint? Artists draw and paint and they use many colours.

Mix the colours below and write the colour.

1. Mix black and white: _____
2. Mix yellow, black and red: _____
3. Mix red and white: _____
4. Mix blue and red: _____



3 What colours do you need to make the colours below? Match.



1 Circle the odd word.


- 1 pink purple toy gold silver
- 2 hungry angry bored child scared
- 3 teeth uncle aunt cousin father
- 4 dress shoes boots jumper foot
- 5 moustache beard fair hair nose curly hair

2 Look and circle A or B.



1 Can it fly?

- (A) Yes, it can. (B) No, it can't.



2 Can they make a house?

- (A) Yes, they can. (B) No, they can't.



3 Can she dance?

- (A) Yes, she can. (B) No, she can't.



4 Can it talk?

- (A) Yes, it can. (B) No, it can't.

3 Read and complete.

a an

- 1 an ear
- 2 _____ sister
- 3 _____ uncle
- 4 _____ orange
- 5 _____ aunt
- 6 _____ shoe
- 7 _____ dress
- 8 _____ boot
- 9 _____ umbrella

4 Read and circle.

- 1 Helen **has** / **have** got **a** / **an** blue dress.
- 2 The children **has** / **have** got **a** / **an** apple.
- 3 The baby **has** / **have** got **a** / **an** toy.
- 4 My uncle **has** / **have** got **a** / **an** moustache.
- 5 Tom and Ann **has** / **have** got **a** / **an** orange umbrella.

5 Write the plural.

- 1 It's a yellow kite.
_____.
- 2 It's a purple boat.
_____.
- 3 It's a gold car.
_____.
- 4 It's a green parrot.
_____.

6 Look, read and write.

1 Is she a queen?



2 Is it a robot?

3 Are they dogs?



4 Are you a child?

5 Is he a man?



7 Write. can can't

1 Dogs _____ talk.



2 She _____ dance.

3 It _____ fly.



4 They _____ make a house.

5 He _____ sing.



8 Look and write.



1 she / angry ?

Is she angry?


No, she isn't. She's bored.



2 they / bored ?



3 she / thirsty ?



4 they / scared ?

9 Write *this* or *that* and answer.

1 Whose plane is _____ ?

It's _____.

2 Whose kite is _____ ?

It's _____.

3 Whose book is _____ ?

It's _____.

4 Whose pencil is _____ ?

It's _____.

5 Whose umbrella is _____ ?

It's _____.



Mary



Kate



Helen



Jill



Ann

10 Answer about yourself.

1 Can you sing?

2 Can your father dance?

3 Can you fly?

4 Can your mother make a sandwich?



jigsaw puzzle

starfish

11 Look and listen.


The Puzzle 1



12 Listen and repeat.

Self evaluation (Units 1-2)

1. I can name colours.




2. I can use adjectives.



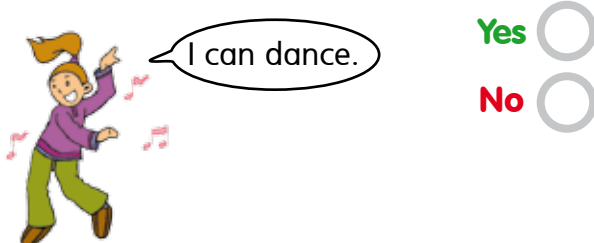
3. I can say how someone feels.



4. I can ask and answer about how someone feels.




5. I can say what I can / can't do.



6. I can say what other people / things can / can't do.




7. I can ask about and give family details.




8. I can describe people's appearance.



9. I can use the verb 'have got'.



10. I can ask and answer about possession.






smart magazine 1


 Welcome to our magazine! Follow me to an exciting world of fun!
Eddie

1 Can you say the adjectives?



2 Who is she? She has three children. Amy is her grandmother. Claire is her cousin. Susan is her aunt.



3 Look at the mirrors. Can you tell what the numbers are?



4 Now say this VERY fast:



Chucky the chocolate chicken is eating cheese and cherries.

5 WHOSE TOY IS IT?




BILLY



ANNA



SUSAN



6

ANIMAL facts!

- Camels can drink 113 litres of water in half an hour! Thirsty, huh?
- Aldabra giant tortoises can live for 50 years!
- Some fish haven't got eyes!



READER'S CORNER - READER'S CORNER - READER'S CORNER

My house is nice
My house is nice
but it's got a lot of mice!

My garden is small
My garden is small
It's got a tree - it's very tall!

My bedroom is red
My bedroom is red
but I haven't got a bed!

(Tony, 9)



Send us a poem, too!



carpet



I'm feeding a fish.



She's planting a tree.



He's fishing and eating.

1 Look and listen. 6



3 Look and match.



1



2



3



4

They
She
They
He

is feeding the camels.
are flying.
is planting trees.
are fishing and eating.



It's flying.



They're watering the flowers.



duck

4 Look!

I'm feeding the cat.



It's eating.



We're eating, too.



Present Progressive

I **am** eating

You **are** eating

He **is** eating

She **is** eating

It **is** eating

We **are** eating

You **are** eating

They **are** eating

I'm eating

You're eating

He's eating

She's eating

It's eating

We're eating

You're eating

They're eating

5 Look and complete.



1 The birds are singing. (sing)

2 We _____ (feed) the ducks.



3 Maggy _____ (eat)

4 They _____ (fish)



5 My name is Jack. I _____ (water) the flowers.

6 Listen, look and circle.



7 Play a game.

You're fishing.

Yes, I am. /
No, I'm not.





He's studying.



He's cleaning.



He's watching TV.



He's listening to music.



He's reading.



They're playing.

1 Sing and find Bob.

Are you studying, Bob?
 No, I'm not. No, I'm not.
 Are you cleaning, Bob?
 No, I'm not. No, I'm not.
 Are you reading, Bob?
 No, I'm not. No, I'm not.


Is your sister watching TV?
 Yes, she is. Yes, she is.
 Is your brother listening to music?
 Yes, he is. Yes, he is.

Is your dog playing, Bob?
 Yes, it's playing with Timmy.
 Yes, it's playing with Timmy.

What are you doing, Bob?
 What are you doing, Bob?

Oh, Mum! I'm trying to sleep.
 Oh, Mum! I'm trying to sleep.

Who's Bob?



2 Listen to the song and circle A or B. What are they doing?

1

sister



(A) is watching TV

(B) is listening to music

2

brother



(A) is playing with Timmy

(B) is listening to music

3

Bob



(A) is watching TV

(B) is trying to sleep

4

dog



(A) is playing with Timmy

(B) is listening to music

5

Timmy the cat



(A) is watching TV

(B) is playing with the dog

3 Look!

Am I reading? Are you reading?	Yes , I am. No , I'm not.	I'm not reading. You aren't reading.
Is he reading? Is she reading? Is it reading?	Yes , he/she/it is. No , he/she/it isn't.	He isn't reading. She isn't reading. It isn't reading.
Are we reading? Are you reading? Are they reading?	Yes , we/you/they are. No , we/you/they aren't.	We aren't reading. You aren't reading. They aren't reading.

4 Read and circle.


- 1 **Is / Are** Tom listening to music? Yes, he is. 4 **Am / Are** you watching TV? Yes, I am.
 2 **Is / Are** you studying? Yes, we are. 5 **Are / Is** she reading a book? No, she isn't.
 3 **Is / Are** they cleaning? No, they aren't. 6 **Is / Are** the dog playing in the house? Yes, it is.


5 Spot the differences.

Is David studying?



No, he isn't.
He's listening to music.





1 Listen and write the names. 

What Time

Look at the children. They are doing different things because the time is different. Look at **Jim** from Canada. He's getting dressed to go to school. **Lucy** is at school and she's reading in the library.

Fay and **Ben** are at school too, but they're having lunch. **May** is busy. She's doing her homework. And **Anna** is sleeping! What are you doing?



1


Jim

Toronto, Canada.
It's half past six.



2

London, UK.
It's half past eleven.



3

Magadan, Russia.
It's half past eight.



5

and

Cape Town, S. Africa.
It's half past one.



4

Beijing, China.
It's half past seven.



He's sleeping.



It's twelve o'clock.



It's half past three.

2 Read and circle.

- 1 It's half past six. He's **getting dressed** / **having lunch**.
- 2 It's half past one. They're **sleeping** / **having lunch**.
- 3 It's half past eleven. She's **getting dressed** / **reading**.
- 4 It's half past seven. She's **doing her homework** / **sleeping**.
- 5 It's half past eight. She's **reading** / **sleeping**.

3 Look and circle.



1

It's seven o'clock.
It's twelve o'clock.



2

It's half past one.
It's six o'clock.



3

It's half past eleven.
It's half past two.



4

It's eight o'clock.
It's twelve o'clock.


4 Look!

read	→	reading
have	→	having
get	→	getting

5 Read and complete.

- 1 She is doing her homework. (do)
- 2 He _____ . (sleep)
- 3 They _____ dressed. (get)
- 4 I _____ lunch. (have)
- 5 You _____ . (read)

6 Listen and number 1-4.




Project 3

- 1 Stick or draw pictures of you and your friends. Then write about what you are all doing.

Out and about

This is my friend, Tom.
He's listening to music.



This is my friend, Suzy.
She's watching TV.



This is me.
I'm studying
Maths. It's
my favourite
subject.

This is my friend,...
He's...
She's...
This is me. I'm...

Writing tip


We use capital letters:

- with the word I.
e.g. *I'm studying Maths.*
- with names.
e.g. *This is my friend, Tom.*



Phonics activities

th /θ/ 

1 Listen, say and tick (✓) the words with the /θ/ sound. 

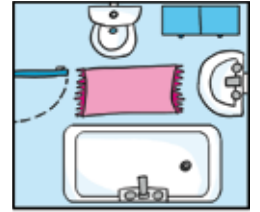
1 three 5 thin

2 happy 6 duck

3 short 7 swim

4 thirsty 8 mouth

2 Listen, say and circle the /θ/ words. 



1 fat / thin

2 bathroom / school



3

3 mouth / nose

4 sad / three

3 Look, read and say. Then highlight the words with the /θ/ sound. 



Three cats

Three thin cats
with blue hats.
They are thirsty.

Three thin cats
with blue hats.
They are hungry.

Look! Now they are fat!



4a

Help!



Open the window.



Close the door.



Put your seatbelt on.



Stop.

stand up
sit down
turn right
turn left

1 Look and listen.



3 Look and circle what Mel says.

- Picture 1** Stop! Yes / No
- Picture 2** Put your seatbelts on! Yes / No

2 Listen and repeat.

- Picture 3** Don't stand up! Yes / No
- Picture 4** Sit down! Yes / No

4 Look and write.



1 carpet



3 _____



2 _____



4 _____

5 Look!



6 Look and write.

sit down turn left stand up
open the bag stop



Don't _____









7 Listen and number 1-6.



○



○



○



○




○





○

8 Play a game.

Simon says,
open your books!





1 Sing and match. 

Who is he?



He's a police officer,
His name is Norm,
This is his uniform.



She's a musician,
Her name is Lyn,
This is her violin.



He's a farmer,
His name is Paul,
These are his animals.

He's a bus driver,
His name is Gus,
This is his bus.



She's a teacher,
Mrs Prudence and
These are her students!



teacher



students

2 Look!

She's a girl. **Her** name's Lulu!

He's a boy. **His** name's Rocky!



This is a gold pen.

These are ten gold pens.



This is → These are That is → Those are

3 Write and circle.

1 She's a _____

This is **his / her** bag.



2 He's a _____

This is **his / her** piano.



3 He's a _____

These are **his / her** animals.



4 He's a _____

This is **his / her** uniform.



4 Look and complete.

This is That is These are Those are



1 _____ his shoes.



2 _____ her kite.



3 _____ his jumpers.



4 _____ her toy.

5 Play a game.

This is her pen.

Yes!





souvenirs



hat




traditional costume



mask



skirt

1 Listen and read. 

SOUVENIRS

Here are souvenirs from all over the world.

2

I am wearing a traditional costume from Peru. It's green and white. This is a long skirt. It's very beautiful.



1

We've got many souvenirs but these masks are our favourite. They're scary but we like them. They're from Tanzania, Africa. They're for good luck.



3

Look at this hat. It's my father's. It's a special hat from Mexico. It's called a sombrero. I look great!





scary



beautiful



long

2 Match.



3 Look!

I	→	my
you	→	your
he	→	his
she	→	her
it	→	its

we	→	our
you	→	your
they	→	their

4 Complete.

my its our their ~~his~~ your

- That's Eric. This is his mask.
- We're brothers. This is _____ robot.
- It's a little dog. _____ tail is long.
- I'm a police officer. _____ uniform is black.
- They've got beautiful hats. _____ hats are blue.
- You're wearing a red skirt. _____ skirt is beautiful.

5 Make up sentences and say.

This is a beautiful hat!

These are long skirts.

This is a
These are

beautiful
long
scary
gold
silver
blue

mask(s)
hat(s)
dress(es)
skirt(s)
boot(s)
traditional costume(s)

6 Look at activity 5 and write.

- This is a _____
- These are _____

Project 4

- 1 Stick or draw pictures of a family member at work. Then write about what he/she is doing and wearing.



Uncle Matt

This is my uncle. His name is Matt. He is a police officer. He is wearing a uniform and a special hat. His uniform is blue, white and gold. That is his police car. It's white and blue.

This is my...
His/Her name is...
He/She is a...
He/She is wearing...
This is his/her...
These are his/her...
His/Her... is...


Writing tip

We use **commas** (,) and **and** to write a list of things in a sentence.

e.g. *His uniform is blue, white **and** gold.*

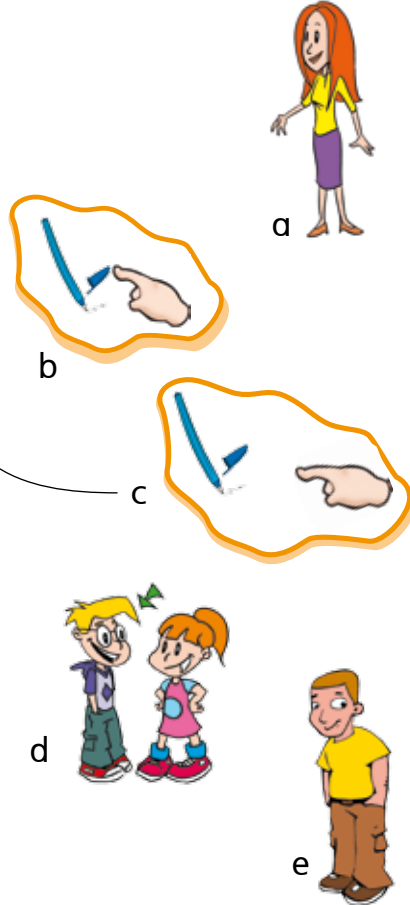



Phonics activities


th /ð/ 


1 Listen, say, write the missing letters and match. 

- 1 th at
- 2 _____ is
- 3 fa_____er
- 4 bro_____er
- 5 mo_____er



2 Listen, say and tick (✓) the /ð/ words. 




3 Look, read and say. Then circle the words with the /ð/ sound. 



My family


This is my mother
and that's my father.
This is my sister
and that's my thin brother.

smart world 2


1 Listen and repeat. 



signs



circle



triangle




road

2 Look at the signs below. What do you think they mean?



A



B



C

3 Listen and read. Then match with the signs above. 

Signs are very important!

There are signs everywhere! Signs for shopping, road signs, food signs. Always look at the colours and shapes of signs. Here are some signs in the UK. Signs with red circles show that you cannot do something. 1 Signs in triangles show danger. 2 Black and white signs are not on busy roads. 3

4 Look at the signs below and discuss.



smart time 2

1 Listen and repeat. 6



apron

chef



mechanic



swimming costume

swimming cap

swimming pool

swimmer



UNIVERSITY

university

2 Listen, read and write A-D. 6

What am I ?

1

I like food. My favourite food is spaghetti. Here, I am in the kitchen of my restaurant. My apron and hat are white.

2

I like cars. Especially fast cars. Here, I am at my shop. I'm fixing a very expensive car. It's silver.

3

I like sports and I exercise every day. Here, I am with my friend Tom at the swimming pool. Our swimming caps and swimming costumes are black.

4

I like Maths. I teach Maths at the university. Here, I am in my class with my students. We're having a lesson. Maths is their favourite subject.



3 What do you want to become? Choose and discuss.



musician



driver



chef



mechanic



farmer



doctor



teacher



dancer



waiter



football player

1 Read and match.





- | | |
|----------|--------------|
| 1 clean | a a tree |
| 2 plant | b my room |
| 3 watch | c TV |
| 4 listen | d lunch |
| 5 have | e to music |
| 6 open | f down |
| 7 sit | g up |
| 8 stand | h the window |

2 Look and tick (✓).


- | | | |
|---|-----------------------------|-----------------------|
| 1  | Close the door. | <input type="radio"/> |
| | Open the door. | <input type="radio"/> |
| 2  | Don't turn left. | <input type="radio"/> |
| | Don't turn right. | <input type="radio"/> |
| 3  | Stop! | <input type="radio"/> |
| | Don't stop! | <input type="radio"/> |
| 4  | Stand up. | <input type="radio"/> |
| | Don't stand up. | <input type="radio"/> |
| 5  | Put your seatbelt on. | <input type="radio"/> |
| | Don't put your seatbelt on. | <input type="radio"/> |

3 Look and complete.

This is That is These are Those are

- 1 _____ starfish. 
- 2 _____ a police officer. 
- 3 _____ animals. 
- 4 _____ a piano. 

4 Answer the questions.



- 1 Is Robert cleaning?

- 2 Is Helen reading?

- 3 Is Mary watching TV?





- 4 Is David studying?

- 5 Are the children having lunch?

5 Look and write. his her my their our

- 1  He's a policeman.
That's _____ uniform. 
- 2  We're farmers.
They're _____ animals. 
- 3  She's a student.
That's _____ skirt. 
- 4  They're musicians.
That's _____ piano. 
- 5  I'm a teacher.
They're _____ students. 

6 What's the time? Look and write.





- 1  It's _____ 2  _____
- 3  _____ 4  _____

7 Read and write.



my your his her its our their


- I've got beautiful shoes. _____ shoes are silver.
- They're wearing hats. _____ hats are red.
- He's a musician. This is _____ piano.
- Jill is a teacher. Mary is _____ student.
- We've got a kite. _____ kite is orange.
- Look at the cat. _____ tail is very long.
- You're wearing a black mask. _____ mask is very scary.


8 Look and write.

- 1  _____ 2  _____
- 3  _____ 4  _____

9 Answer the questions.

- 1  Is Tom sleeping?
No, he isn't sleeping .
He's studying .
- 2  Are the children eating?

- 3  Is Paul playing?

- 4  Is she feeding the ducks?

10 Look and write.



- The horse is flying .
- The elephant _____ .
- The ducks _____ .
- The cat _____ .
- The dog _____ .




dolphin



shark

11 Look and listen.

The Puzzle 2



12 Listen and repeat.

Self evaluation (Units 3-4)

1. I can say what people (or animals) are doing at the moment.

Maggie is eating.

Yes
No



2. I can ask and answer about what people are doing at the moment.

Are you watching TV?

Yes
No



No, I'm not.
I'm feeding the fish.

3. I can tell the time.

It's half past one.

Yes
No



4. I can give an order.

Close the door.

Yes
No



5. I can name professions.

He's a mechanic.

Yes
No



6. I can use possessive adjectives.

We're students.
These are our books.

Yes
No





smart magazine 2

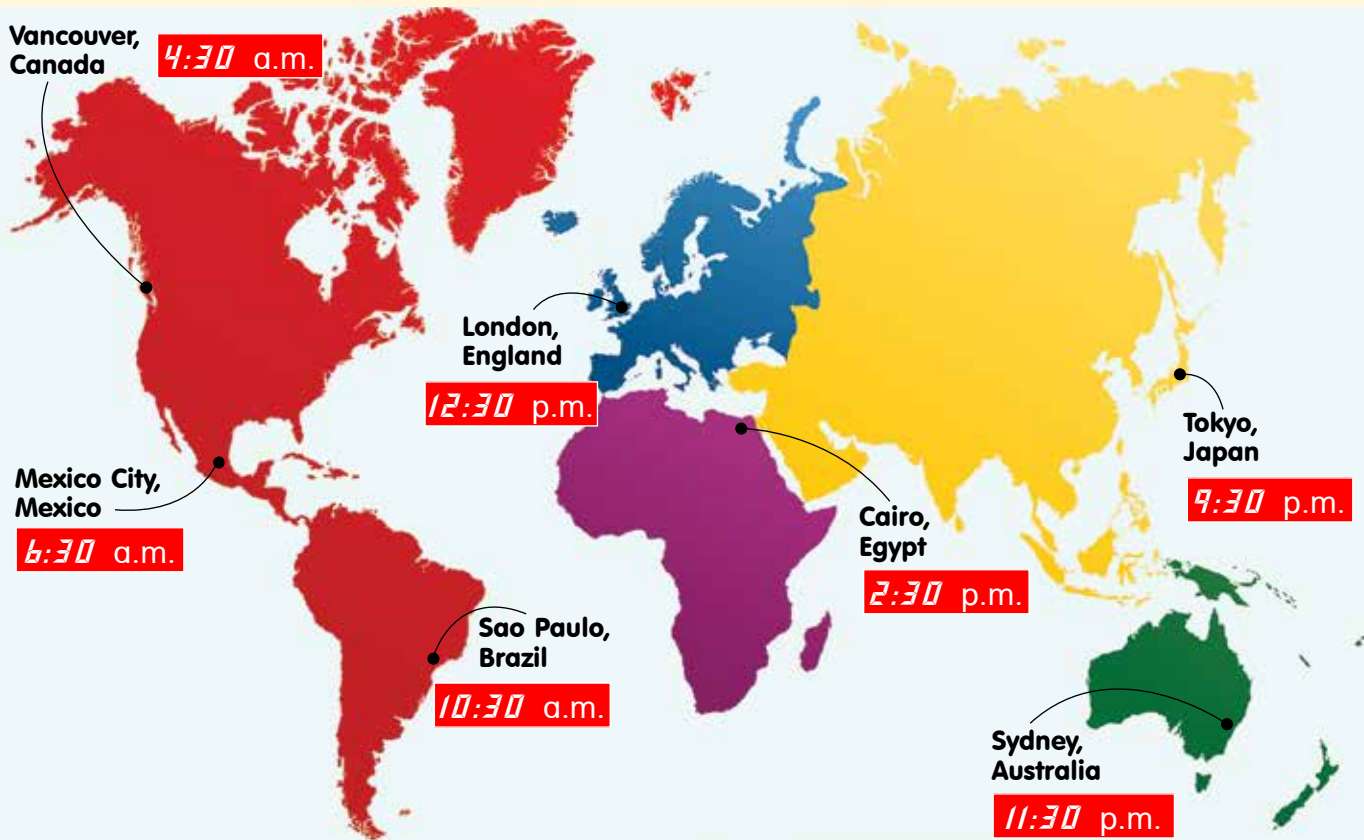


Hi, boys and girls!
Here we are again!
Have fun!
Eddie

1 What's the time?





2 It's half past twelve in London. What's the time in the other places? Look at the map and say.



3

RUN FAST



4 How many jobs can you find?

B	P	I	E	R	G	T	N	S	A	U	B
I	O	M	B	I	O	S	E	V	U	D	E
S	L	E	N	F	C	Q	L	I	S	E	R
Q	I	A	M	O	N	M	V	Y	D	Y	F
O	C	H	E	F	S	U	K	H	R	F	A
T	E	F	I	B	P	S	R	N	I	O	R
R	O	R	G	W	D	I	W	B	V	L	M
U	F	U	J	E	C	C	T	A	E	X	E
M	F	K	A	P	N	I	T	G	R	A	R
P	I	L	R	T	E	A	C	H	E	R	X
E	C	A	D	S	Z	N	I	S	R	U	M
R	E	B	I	X	C	A	Y	U	D	S	Y
I	R	M	E	C	H	A	N	I	C	L	I
Y	M	B	I	L	I	C	S	H	O	M	S

5 Now say this fast!



6 Can you spot the differences?



READER'S CORNER — READER'S CORNER — READER'S CORNER — READER'S



Dear friends,

Hello from Brazil! My name is Rodrigo and here's a picture of my sister in the Carnival. Everybody's dancing and I'm playing the drums, but you can't see me in the picture.


I like the Carnival! My favourite food at the Carnival is pipora. It's pink popcorn! In this photo my sister's wearing a great costume. Look at her!

Rodrigo

Send us a letter, too!



1 Look and listen. **6** work wash love visit goat horse water





2 Listen and repeat. **6**

3 Read and match.



- A They eat in the evening.
- B He cleans in the morning.
- C They love the water.
- D She washes the horses.



4 Look!

Present Simple

I	work	every day
You	work	
He	works	at the weekend
She	works	morning (12 am-12 pm)
It	works	
We	work	in the - afternoon (12 pm-6 pm)
You	work	
They	work	evening (after 6 pm)

But I wash → He washes

5 Read and circle A or B.

1 Tony _____ in a zoo in the morning.

- (A) work (B) works

2 I _____ my sister.

- (A) love (B) loves

3 Meg _____ her hair every day.

- (A) wash (B) washes

4 We _____ our aunt and uncle at the weekend.

- (A) visit (B) visits

6 Read and circle.

1 Tom works at a school in the **afternoon** / **morning**. (8 am)

2 We visit our cousins in the **evening** / **morning**. (7 pm)

3 They wash their dog in the **afternoon** / **evening**. (5 pm)

4 The goats eat in the **morning** / **afternoon**. (9 am)

7 Listen and match.

(A) in the morning

(B) in the afternoon

(C) in the evening

(D) at the weekend

8 Read and tick (✓) about yourself.

	morning	afternoon	evening
watch TV			
do homework			
listen to music			
visit friends			
wash hair			

9 Look at activity 8 and say.

I watch TV in the afternoon.

I do my homework in the evening.



get up early



have breakfast



brush my teeth

1 Sing and match.

Crazy monkey!

Do you get up early, Crazy Monkey?
No, I don't. No, I don't.

Do you have breakfast, Crazy Monkey?
Yes, I do. Yes, I do.

Do you brush your teeth, Crazy Monkey?
No, I don't. No, I don't.

Do you walk to school, Crazy Monkey?
No, I don't. No, I don't.

Do you play football, Crazy Monkey?
Yes, I do. Yes, I do.



Does he study Mrs Monkey?

No, he doesn't.
No, he doesn't.



walk to school



drive a car



play football

2 Read and match.

- | | | | |
|---------|----------|---------|-----------|
| 1 get | football | 4 brush | breakfast |
| 2 drive | up | 5 have | my teeth |
| 3 play | a car | 6 walk | to school |

3 Look!

Do I drive?	Yes , I do. No , I don't.	I don't drive.
Do you drive?		You don't drive.
Does he drive?	Yes , he/she/it does.	He doesn't drive.
Does she drive?	No , he/she/it doesn't.	She doesn't drive.
Does it drive?		It doesn't drive.
Do we drive?	Yes , we/you/they do.	We don't drive.
Do you drive?	No , we/you/they don't.	You don't drive.
Do they drive?		They don't drive.

4 Read and circle.

Do / Does (1) John drive a car?

Yes, he **do / does** (2).

Do / Does (3) Mary play football?

No, she **don't / doesn't** (4).

Do / Does (5) you get up early every day?

No, I **don't / doesn't** (6).



5 Tick the things you do every day / at the weekend. Then, ask your friend.

		You		Your friend	
		Yes	No	Yes	No
EVERY DAY	get up early				
	have breakfast				
	walk to school				
	brush teeth				
WEEKEND	play football				
	watch TV				
	have lunch with my family				

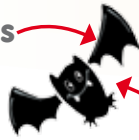
Do you get up early every day?

Yes, I do. /
No, I don't.




fruit

wings



a small body



a long body

short legs

a big mouth



mouse



mice

1 Listen and read.



A Cool ZOO School

I'm Fay. I go to a zoo school in Michigan. We learn about the animals there and help the zookeepers, too. These are a few animals in our Zoo School.

1



These are our monkeys. Monkeys have got long arms and they climb trees. They sometimes eat nuts, apples and oranges. They love bananas.

2



Harrison is a snake. It lives in our classroom! Snakes have got a long body but they haven't got legs. They eat small animals. Harrison always eats mice.

3



This is a bat. It's a small animal. It's got wings and it flies. It sometimes eats fruit. It never sleeps at night!

4

Children love this crocodile because it's scary. A crocodile has got short legs and a long tail. It has also got sharp teeth and a very big mouth. Crocodiles eat fish or small animals. They can swim.

5



Fay's Day



I get up and have breakfast.



We have lessons.



We help in the zoo.



I go back home.



I do my homework.



zookeeper



It's a quarter past one.



It's a quarter to five.

2 What do they eat? Match. Then complete the sentences.



1 Bats eat fruit.

2 Snakes _____.

3 Crocodiles _____.

4 Monkeys _____.

3 Look!

Harrison **always** eats mice.

Monkeys **sometimes** eat nuts.

Bats **never** sleep at night.

4 Look and write.

always sometimes never

1 Jack _____ waters the flowers.

2 The students in the zoo school _____ help the zookeepers.

3 Macey _____ walks to school.

4 Sonia and Tracey _____ have breakfast.

5 Monkeys _____ eat apples and oranges.

6 Bats _____ sleep at night.

5 Listen and number 1-4.



6 Play a game.

They've got long arms. They sometimes eat fruit or nuts. They love bananas.

Yes! Well done!

Are they monkeys?

Project 5

- 1 Stick or draw pictures of two of your favourite animals. Then write about them.

ANIMALS EVERYWHERE!



The jaguar is a big cat. It's brown, black and white. It's got small ears and a long tail.

This is a...
The... is...
It's...
It's got...

This is a kangaroo. It's a beautiful animal. It's got two short legs and two long legs. It's got a long tail, too. A baby kangaroo is called a joey.



Writing tip

Adjectives go **before** nouns.

e.g. It's a **beautiful** animal.

It's got **small** ears.



Phonics activities

g, j /dʒ/

1 Listen, say and write the missing letter *g* or *j*.



1 oran_ g _e



2 _ _ _ ym



3 _ _ _ _umper



4 _ _ _ump




5 _ _ _ _uice




6 _ _ _ _iraffe

2 Listen, say and colour the /dʒ/ words.



1 giraffe




2 gymnastics



3 carrot



4 cinema



5 orange



6 drums

3 Look, read and say. Then underline the words with the /dʒ/ sound.

Let's have fun

Look at the giraffe!
His name is Bruce and
he's drinking orange juice.

Look at the monkey!
It can jump!
It's wearing a jumper.
Let's have fun!





have a dance lesson

play the guitar

go shopping

play computer games

do karate

go to the cinema

1 Look and listen.



2 Listen and repeat.

3 Listen and repeat.

Frad's week	Monday	Tuesday	Wednesday	Thursday	Friday	Saturday	Sunday
morning	do karate	visit my parents	do karate	visit my parents	clean my house	go shopping	play computer games
afternoon	have a dance lesson	go to the studio	play the guitar	go to the studio	go to the studio	do karate	go to the cinema

4 Look at Frad's week and match.

- 1 He goes to the cinema on Wednesday.
- 2 He does karate on Tuesday.
- 3 He goes to the studio on Saturday.
- 4 He cleans his house on Sunday.
- 5 He goes shopping on Friday.

5 Look!

on + days of the week
BUT
 at the weekend

6 Look and complete.



Mon

Tue

Wed



Thu

Fri

weekend

- 1 The children do karate on Tuesday.
- 2 Tom plays the guitar _____.
- 3 Jill and Paul go shopping _____.
- 4 Sue has a dance lesson _____.
- 5 My mother and father go to the cinema _____.
- 6 John plays computer games _____.

7 Listen and match.



- 1 Monday
- 2 Tuesday
- 3 Wednesday
- 4 Thursday
- 5 Friday
- 6 weekend

8 Read and tick (✓) about yourself.

	Mon	Tue	Wed	Thu	Fri	Sat	Sun
watch TV							
go shopping							
play computer games							
visit friends							
go to the cinema							

9 Say with your friend.



January
February
March

April
May
June

July
August
September

October
November
December



birthday

1 Make a calendar.



1 Draw a picture for your month on the top part of a page.



2 Write the month and number the days.



3 Staple all the months in order.

2 Listen, point and say.

Mon	Tue	Wed	Thu	Fri	Sat	Sun
		1 first	2 second	3 third	4 fourth	5 fifth
6 sixth	7 seventh	8 eighth	9 ninth	10 tenth	11 eleventh	12 twelfth
13 thirteenth	14 fourteenth	15 fifteenth	16 sixteenth	17 seventeenth	18 eighteenth	19 nineteenth
20 twentieth	21 twenty-first	22 twenty-second	23 twenty-third	24 twenty-fourth	25 twenty-fifth	26 twenty-sixth
27 twenty-seventh	28 twenty-eighth	29 twenty-ninth	30 thirtieth	31 thirty-first		


3 Say with your friend.



4 Say the chant.

Thirty days has September,
April, June and November.
All the rest have thirty-one.
But not February.
It has twenty-eight.
And every four years
twenty-nine!

5 Put the months in order. Write 1-12.



6 Read and complete with ordinals.

- 1 April is the fourth month of the year.
- 2 January is the _____ month of the year.
- 3 December is the _____ month of the year.
- 4 March is the _____ month of the year.
- 5 September is the _____ month of the year.
- 6 February is the _____ month of the year.
- 7 August is the _____ month of the year.
- 8 May is the _____ month of the year.

7 Play a game.





beach



swim



pick flowers



leaves fall

1 Listen and read. 

Seasons



I'm Frieda from Rotterdam, in the Netherlands. My favourite season is the spring. Here, it's May and I'm picking flowers. We pick flowers every May.

1



I'm Helga from Oslo, Norway. It's January in this photo and I'm with my brother. We are playing with the snow. I love the winter.

4

We're Brian and Anne from Sydney, Australia. Our favourite season is the summer. In December, we go to the beach every day. We swim and sunbathe there. The summer is great!

2



I'm Paul! I live in London, in the UK. It's September in this photo. In the autumn, the trees have got beautiful colours, leaves fall and it's cool.

3





snow



sunbathe

2 Look and match.

Frieda

Helga

Paul

Anne and Brian



December



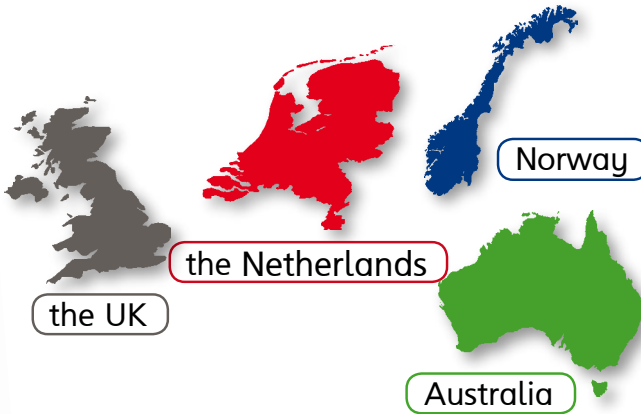
May



January



September



Norway

the Netherlands

the UK

Australia

3 Look!

Seasons



Winter



Spring



Summer



Autumn

4 What season are their birthdays in? Write.

1 My birthday is in September.
That's in the _____.

2 My birthday is in April.
That's in the _____.

3 My birthday is in January.
That's in the _____.

4 My birthday is in July.
That's in the _____.

5 Play a game.

What is he doing?

What season is it?

He's picking flowers.

It's spring.



Project 6

- 1 Stick or draw pictures of the activities you do on Fridays and Saturdays and make a schedule. Then write about what you do on those days.

My week

	Friday	Saturday
morning	go to school	clean my room / do my homework
afternoon	have a guitar lesson / watch TV	play computer games

On Friday morning, I go to school. At five o'clock in the afternoon, I have a guitar lesson. Then I watch TV. On Saturday morning, I clean my room and then I do my homework. In the afternoon, I usually play computer games with my friends.

On Friday morning, I...
At..., I have...
Then I...
On Saturday morning,...

Writing tip


In English, we always put the subject of a sentence **before** the verb.

subject + verb

Then **I watch** TV.

In the afternoon, **I** usually **play** computer games with my friends.

Phonics activities

sh /ʃ/ 

1 Listen, say and tick (✓) the words with the /ʃ/ sound. 

- | | | | |
|----------------------------------|----------------------------------|----------------------------------|----------------------------------|
| 1 swim <input type="checkbox"/> | 2 skirt <input type="checkbox"/> | 3 shoes <input type="checkbox"/> | 4 shirt <input type="checkbox"/> |
| 5 beach <input type="checkbox"/> | 6 shop <input type="checkbox"/> | 7 dress <input type="checkbox"/> | 8 short <input type="checkbox"/> |

2 Listen, say and colour the /ʃ/ words. 



1 shorts



2 jumper



3 hat




4 fish



5 shoes



6 T-shirt


3 Look, read and say. Then highlight the words with the /ʃ/ sound. 

Near the sea

Look at Mort.
He's wearing shorts.
He has got shells.

Look at the sun.
It is shining.
Let's have fun!



1 Listen and read. 



The London Marathon

Every spring, in April, more than 35,000 people from all over the world go to London. Why? They run in the London Marathon. Everyone can run in the Marathon but you must be over 18 years old.



MARATHON FACTS

What is a Marathon?

A race over 42 km. (kilometres)

The first Marathon?

490 BC, in Ancient Greece. Marathon is a place in Greece.

How many Marathons are there every year?

More than 800 all over the world. There is a Marathon race in the Olympic Games, too!



race

2 Write T for True or F for False.

- 1 The Marathon is two times a year.
- 2 Only Londoners run in the Marathon.
- 3 Children run in the Marathon.
- 4 The Marathon is a race.
- 5 Marathon is a place in Greece.
- 6 There is no Marathon race in the Olympic Games.

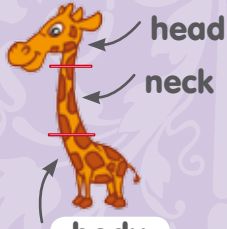
smart time 3

Science

1 Listen and repeat.



runner



body



huge



heavy


2 Read and complete the crossword. Then listen.

DINOSAURS

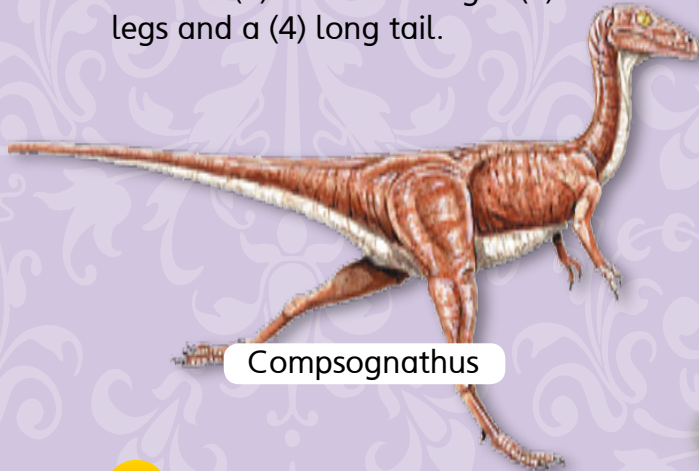

Dinosaurs are scary. Many dinosaurs are huge, but some are small. Let's read about some dinosaurs.

Diplodocus is (1) huge and (2) heavy. It has got a (3) small head and a very (4) long neck.

Compsognathus is a (1) fast runner and it is (2) small. It has got (3) thin legs and a (4) long tail.



Diplodocus



Compsognathus

3 Read and tick (✓) the correct dinosaur.

It has got a big body and a very small head. It has got four legs and a long tail. It's got a short neck.



Pteranodon



Stegosaurus



Triceratops



Gallimimus

1 Read and match.

- | | |
|------------|------------------|
| 1 do | a my room |
| 2 drive | b karate |
| 3 play | c my teeth |
| 4 get up | d early |
| 5 brush | e the guitar |
| 6 clean | f flowers |
| 7 go | g a car |
| 8 have | h shopping |
| 9 pick | i school |
| 10 walk to | j a dance lesson |

2 Put the days of the week in order.

- | | | | |
|--------------------------|------------------------------------|--------------------------|--------------------------|
| Tuesday | Saturday | Wednesday | Sunday |
| <input type="checkbox"/> | <input type="checkbox"/> | <input type="checkbox"/> | <input type="checkbox"/> |
| Thursday | Monday | Friday | |
| <input type="checkbox"/> | <input type="checkbox" value="1"/> | <input type="checkbox"/> | |


3 Complete the months.


- J _ _ n _ _ _ r _ _
- _ _ e _ _ r _ _ a _ _ y
- M _ _ _ c _ _
- _ _ p _ _ _ l _ _
- M _ _ _
- _ _ u _ _ e _ _
- J _ _ l _ _
- _ _ u _ g _ _ _ t _ _
- S _ _ _ t _ _ m _ _ _ r _ _
- _ _ c _ _ _ b _ _ _
- N _ _ v _ _ m _ _ _ r _ _
- _ _ e _ c _ _ _ b _ _ _


4 Write.


- 2nd _____
- 18th _____
- 21st _____
- 30th _____
- 3rd _____
- 25th _____

5 What's the time? Look and circle A or B.

- 

(A) It's a quarter past three.
(B) It's a quarter to three.
- 

(A) It's a quarter past six.
(B) It's a quarter to six.
- 

(A) It's a quarter past twelve.
(B) It's a quarter to twelve.
- 

(A) It's a quarter past seven.
(B) It's a quarter to seven.

6 Read and circle.

- Jim _____ in a zoo every day.
(a) work (b) works
- _____ he drive a car?
(a) Do (b) Does
- They _____ walk to school.
(a) don't (b) doesn't
- I always _____ my teeth in the morning.
(a) brush (b) brushes
- _____ you get up early at the weekend?
(a) Do (b) Does
- My dog _____ eat in the afternoon.
(a) don't (b) doesn't

7 Read and complete.

always sometimes never

- 1 My father _____ washes the car on Sundays.
- 2 Jill's mother _____ works at the weekends.
- 3 We _____ sunbathe in the winter.
- 4 Beth _____ drives her car in the snow. She's scared.
- 5 Jenny _____ has a dance lesson on Tuesday afternoon.
- 6 Mary and Fiona _____ go to the cinema on Friday.

9 Complete the sentences.

- 1 In the summer _____
- 2 In the autumn _____
- 3 In the winter _____
- 4 In the spring _____
- 5 My birthday is _____

10 Write what you do in the morning / afternoon / evening.

- 1 _____
- 2 _____
- 3 _____

8 Look and write the names.




Bill and Kate



Jill



Sally and Gabby



Fiona


- 1 _____ plays with the snow in the winter.
- 2 _____ sunbathes every day in the summer.
- 3 _____ sometimes pick flowers in the spring.
- 4 _____ go to the beach and swim every day in the summer.

11 Look and listen.



The Puzzle 3

Later...



The End

12 Listen and repeat.


Self evaluation (Units 5-6)

1. I can talk about my habits and routines.

I brush my teeth in the morning.

Yes

No




2. I can ask and answer about other people's habits and routines.

Do you have breakfast every morning?

Yes

No

Yes, I do.




3. I can talk about animals.

A crocodile has got short legs and a long tail.

Yes

No




4. I can tell the time.

It's a quarter past seven.

Yes

No



5. I can use adverbs of frequency.

John always plays computer games on Sunday.

Yes

No




6. I can talk about my daily schedule.

I have a karate lesson on Monday.

Yes

No




7. I can say the months.

When's your birthday, John?

In May.

Yes

No



8. I can use ordinals.

What's the eighth month of the year?

August.

Yes

No



9. I can say the seasons.

I swim every day. It's summer.

Yes

No





smart magazine 3



Dear friends,
what's new this
week? Read and
find out! Oh,
and thank you for your
letters.
Eddie

1 Look at the pictures. Can you guess the season?



2 What do they do? Read and match.

A Lucy does not need a ball. She can use her hands, arms and legs. She does this sport with one more person.

B Tom does this every morning. He does not use a ball and he does not need other people. He loves it!

C Jerry needs a ball to play this sport. There are eleven players. Only one player in each team can touch the ball with his or her hands!



swimming



football



karate

Answers: A-karate, B-swimming, C-football

3 ANT STORIES

I like spring! Flowers bloom... The days are sunny. White clouds in the sky...



But...
Oh, no!



I'm singing
in the rain...





4 ANIMAL QUIZ

- This animal can swim. It's got stripes.
 - crocodile
 - cow
 - tiger
- This bird has got very long legs.
 - canary
 - parrot
 - flamingo
- This animal has got long ears.
 - hamster
 - rabbit
 - monkey
- This animal can jump high.
 - horse
 - elephant
 - giraffe
- This animal has got five arms.
 - dolphin
 - starfish
 - octopus



Answers: 1c, 2c, 3b, 4a, 5b

5 What's wrong with this planner?



January 1 2 3 4 5 6 7 8 9 10 11 12 13 14 15 16 17 18 19 20 21 22 23 24 25 26 27 28 29 30 31	February 1 2 3 4 5 6 7 8 9 10 11 12 13 14 15 16 17 18 19 20 21 22 23 24 25 26 27 28	May 1 2 3 4 5 6 7 8 9 10 11 12 13 14 15 16 17 18 19 20 21 22 23 24 25 26 27 28 29 30	April 1 2 3 4 5 6 7 8 9 10 11 12 13 14 15 16 17 18 19 20 21 22 23 24 25 26 27 28 29 30
March 1 2 3 4 5 6 7 8 9 10 11 12 13 14 15 16 17 18 19 20 21 22 23 24 25 26 27 28 29 30 31	June 1 2 3 4 5 6 7 8 9 10 11 12 13 14 15 16 17 18 19 20 21 22 23 24 25 26 27 28 29	July 1 2 3 4 5 6 7 8 9 10 11 12 13 14 15 16 17 18 19 20 21 22 23 24 25 26 27 28 29 30 31	August 1 2 3 4 5 6 7 8 9 10 11 12 13 14 15 16 17 18 19 20 21 22 23 24 25 26 27 28 29 30 31
November 1 2 3 4 5 6 7 8 9 10 11 12 13 14 15 16 17 18 19 20 21 22 23 24 25 26 27 28 29 30	October 1 2 3 4 5 6 7 8 9 10 11 12 13 14 15 16 17 18 19 20 21 22 23 24 25 26 27 28 29 30 31	September 1 2 3 4 5 6 7 8 9 10 11 12 13 14 15 16 17 18 19 20 21 22 23 24 25 26 27 28 29 30	December 1 2 3 4 5 6 7 8 9 10 11 12 13 14 15 16 17 18 19 20 21 22 23 24 25 26 27 28 29 30 31

READER'S CORNER — READER'S CORNER — READER'S CORNER — READER'S





Hi, I'm Eric and I'm ten years old. My birthday is on 19 October. I've got two sisters and a pet hamster. My favourite sport is football. I can do gymnastics and karate, too! Every day, I do a lot of things. I get up early, I walk to school, I do my homework, I play the guitar, I do karate, or other sports. I have a very busy week! I like summer because it's hot and sunny and we always go to the beach! I'm looking for a penfriend. Please, send me a letter!



Send us a letter, too!

1a





World Animal Day

1 Read.

WORLD ANIMAL DAY

World Animal Day first started in Florence, Italy, on 4 October, 1931. Since that day, people around the world celebrate it every year. They talk about animals, show their love for them and do things to help animals in danger.




2 Can you match the pets with their pictures? Match 1-10 to a-j. Then, think of a name for each pet.



1. dog
2. cat
3. rabbit
4. fish
5. snake
6. lizard
7. hamster
8. bird
9. turtle
10. frog



This innovative primary English course is based on the modular approach, allowing learners to explore familiar and interesting topics in depth. In addition, its multi-dimensional syllabus helps learners to acquire and use English through an integrated development of the four skills.



Materiale opționale pentru acest manual:

- **Student's Book with Digital Student's Book CD-ROM**
- **Workbook with free CD/CD-ROM**
- **Teacher's Book**
- **Class CDs**



ISBN: 978-618-05-0701-0



9 786180 507010