

Mady Musiol ~ Magaly Villarroel ~ Raluca Milesco ~ Victorița Sorescu

Ministerul Educației și Cercetării Științifice

Limba modernă

Engleză

Clasa a III-a

Partea I



 **SITKA**

CENTRUL DE CARTE STRĂINĂ


ELI S.R.L.  
PO Box 6 - 62019 Recanati - Italy  
Tel. 0039 071 750701 - Fax 0039 071 977851  
Eli Editorial Department: Beatrice Loreti, Marco Mercatali  
Design: Studio Di Vita  
Illustrations: Studio Di Vita  
Cover Design: Studio Cornell sas  
Cover illustration: C. Virgil  
Photographs: Marka, Eli archives

S.C. CENTRUL DE CARTE STRĂINĂ SITKA S.R.L.  
Bd. Dacia 23, Bucharest, Roumania  
Tel. +4 021/2103030 - Fax +4 021/2104010  
Web: www.cartestraina.ro  
Email: office@cartestraina.ro

ISBN: 978-606-94033-9-6  
ISBN Vol. I : 978-606-94038-0-8

No unauthorised photocopying

All rights reserved. No part of this publication may be reproduced, stored in a retrieval system, or transmitted, in any form or by any means, electronic, mechanical, photocopying, recording or otherwise, without the prior written permission of the publishers.



Acest manual este proprietatea Ministerului Educației Naționale.

Manualul școlar a fost aprobat prin Ordinul Ministrului Educației Naționale Nr.: 5043 din 25 august 2015 , în urma evaluării, și este realizat în conformitate cu programa școlară aprobată prin Ordinul Ministrului Educației Naționale Nr.: 5003 din 02 decembrie 2014.

Manualul este distribuit elevilor în mod gratuit, atât în format tipărit, cât și în format digital și este transmisibil timp de 4 ani școlari, începând cu anul școlar 2015-2016.

Inspectoratul școlar .....

Școala/Colegiul/Liceul .....

ACEST MANUAL A FOST FOLOSIT:

Anul	Numele elevului	Clasa	Anul școlar	Aspectul manualului *			
				format tipărit		format digital	
				la primire	la predare	la primire	la predare
1							
2							
3							
4							

\* Pentru precizarea aspectului manualului se va folosi unul dintre următorii termeni: nou, îngrijit, neîngrijit, deteriorat.

- Cadrele didactice vor verifica dacă informațiile înscrise în tabelul de mai sus sunt corecte.

- Elevii nu vor face niciun fel de însemnări pe manual.

Limba modernă Engleză  
Clasa a III-a  
Partea I

# Merry Team

Mady Musional  
Magaly Villarroel

Raluca Milescu  
Victorița Sorescu

3.1

78 pagini

Programa școlară pentru disciplina Comunicare în limba modernă 1 - clasa a III-a  
aprobată prin Ordinul Ministrului Nr. 5003/02.12.2014



Siguranța copiilor pe internet



031.80.80.000  
[www.helpline.sigur.info](http://www.helpline.sigur.info)

## ICONS



listen



listen / sing



read



write



say/speak



practise

## Contents

	<b>Unit zero - Hello, friends!</b>	<b>4</b>
	<b>Unit 1 - School is fun!</b>	<b>7</b>
	<b>Unit 2 - At home</b>	<b>20</b>
	<b>Unit 3 - This is me!</b>	<b>33</b>
	<b>Unit 4 - Family and friends!</b>	<b>39</b>
	<b>Unit 5 - Getting dressed</b>	<b>53</b>
	<b>Unit 6 - The four seasons</b>	<b>66</b>
	<b>Merry Christmas</b>	<b>75</b>
	<b>Birthdays</b>	<b>77</b>

# Hello, friends!

- Let's meet the characters.
- Let's introduce ourselves.
- Let's say a chant.
- Let's revise colours, numbers, animals and food.

1



Let's listen and point.



Hello!  
My name's  
Rita.



Hello!  
I'm Ricky.

Hi!  
I'm Rocky.  
How are you?



2



Let's chant!

What's your name?  
What's your name?  
Rocky, Rocky is my name.  
What's your name?  
What's your name?  
Rocky! Rocky!  
I'm ROCKY!



3



Listen and colour.



Rita




Ricky



Rocky

4

Draw yourself. Now write about yourself



Hello, I'm \_\_\_\_\_

\_\_\_\_\_

\_\_\_\_\_

# Let's speak!



1



Look and say.

COLOURS



NUMBERS



ANIMALS



FOOD



2



My favourites! Complete. Then talk with your friend.

Favourite colour \_\_\_\_\_.

Favourite season \_\_\_\_\_.

Favourite toy \_\_\_\_\_.

Favourite number \_\_\_\_\_.

Favourite animal \_\_\_\_\_.

Favourite food \_\_\_\_\_.

A: "My favourite colour is green. What's your favourite colour?"

B: "It's pink."



# School is fun!

Unit  
1



- Let's listen to a story and a song.
- Let's talk about school.
- Let's read about schools in different countries.
- Let's write about ourselves.



## Let's listen!

1



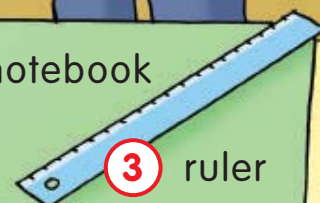
Listen and repeat.



1 book



2 notebook



3 ruler

4 pen



5 pencil



6 pencil case



7 school bag

# OFF to SCHOOL

2



Let's read the comic.



3



Yes or no?

- 1 Rocky is red and white.
- 2 Rita is OK.
- 3 The pen is new.

<input type="checkbox"/> yes	<input type="checkbox"/> no
<input type="checkbox"/> yes	<input type="checkbox"/> no
<input type="checkbox"/> yes	<input type="checkbox"/> no


# Let's revise!



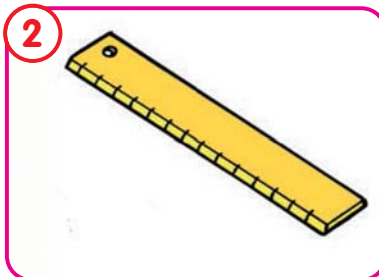
1



Read and tick.



- book
- pen




- notebook
- ruler



- school bag
- notebook



- book
- pencil case



- ruler
- pen




- notebook
- pencil

2




Look and write.

What's this?



It's a \_\_\_\_\_ .



It's a \_\_\_\_\_ .



It's a \_\_\_\_\_ .




# My tree house!

1



Listen and read, then fill in the new words.



Look, Rita, this is my **tree house**.



Wow, Ricky, it's cool!



Look! My **comic**, my **poster**, my new notebook...  
ooh! Rocky, you bad boy!



I'm sorry, Ricky. Here's your pen!

2



Read and choose.

1 The tree house is...

big

/

small

.

2 Rocky is...

good

/

bad

.

3 The pen is...

blue

/

red

.




# Reading

1



Read and colour.



My tree house is cool! It's purple and orange. My poster is green and yellow and my comics are red and blue. My school bag is brown, my pencil case is grey and my new pen is black.

2



Read and complete.

- 1 The tree house is purple and orange.    4 The school bag is \_\_\_\_\_ .
- 2 The \_\_\_\_\_ is green and yellow.    5 The \_\_\_\_\_ is grey.
- 3 The comics are \_\_\_\_\_ and \_\_\_\_\_.    6 The new pen is \_\_\_\_\_ .




# Let's learn!

1



Listen and say.



Hi, I'm Rita.

I'm



This is my friend



My favourite colour is



What about you?

2



Chit-chat.

What's your name?



Mei



Joao



Betty

How old are you?

13

15

10

Who's your friend?



Harry



Bob



Abba

What's your favourite colour?



3



Write after the model. Use the text in exercise 1.

# Listening



1



Listen and tick.

1

2

3

4

5

6

## Alphabet work

2



Write the words you know.

3



Now write the missing letters.

**P**

pen

---



---



---



---



---

**B**

book

---



---



---



---



---

_ anda	_ iscuit
_ rown	_ ike
_ arrot	_ anana
_ all	_ ink
_ lack	a __ le
_ izza	_ u r_ le



# Me and my school



Listen and choose.

British music

African music

Indian music



Read and match. Then listen and check.



1

Hi! I'm Andrew.  
My school is small. This is my classroom and these are my friends. This is my teacher.



2

Hello! I'm Abeba.  
This is my school;  
my classroom is big.



3

Hello! My name's Niluka. This is my school. We often have lessons in the park.





# The world around me



Stick, draw and write.

**You need :**



*My school*



# Writing



Read, find and write.



Hello! I'm **Karl**. That's my dog Bobby. Bobby is very **big**. He is **black and white**. My school bag? It's over there! My school bag is the **green** one.

*I'm Rob. That's my \_\_\_\_\_*

---

---

---

# Let's speak!



Play the game. Ask and answer.



Where's the rubber?



Blue-1.

1

2

3

4

5





# Let's write!

1



Think and say!



2



Look and Read.

Hi! I'm David.  
I'm 8. This is my friend Lara. This is my pet Muggsy.  
My favourite colour is blue.

3



Now draw and write about yourself.

# Round up



1



Listen and join.

1



2



3



a



b



c



2



Look at Unit 1 Pupil's Book and write True (T) or False (F).

## Quiz time

- 1 On page seven, the pencil case is red.
- 2 There is a tree house on page ten.
- 3 There is a poster on page eleven.
- 4 Rita is nine years old.
- 5 Rita's favourite colour is purple.
- 6 Abba is a girl.

I can talk about my school



I can write about my things




I can write about myself.



In unit 1 my favourite page is \_\_\_\_ .



# At home

- 
- Let's listen to a comic and a song.
  - Let's count to 50.
  - Let's talk about rooms and furniture.
  - Let's read about different houses.
  - Let's write about our house.

## Let's listen!



Listen and repeat.

2 wardrobe

1 bed

3 fridge

4 shelf

7 sofa

8 TV


5 table

6 chair

# OFF to the PARK



Let's read the comic!



1 Ricky, are you ready? Let's go!

Wait! Where's my skateboard?

2 Is it in the wardrobe?

3 Under the bed?

4 On the shelf?

Behind the sofa?

Yippee!

5 Oh, Rocky, you bad boy! Give me back my skateboard!

3 Yes or no?

- 1 Is Ricky ready?  yes  no
- 2 Is the skateboard in the wardrobe?  yes  no
- 3 Is Rocky happy?  yes  no

# Let's read!

1



Read and find.



This is my house. Look! There's the living room, the kitchen, the bathroom, my bedroom and the hall. My tree house is in the garden.

But... where's

my



?

Where's

my



?

Where's

my



?

And



Where is he?



2



Listen and check.



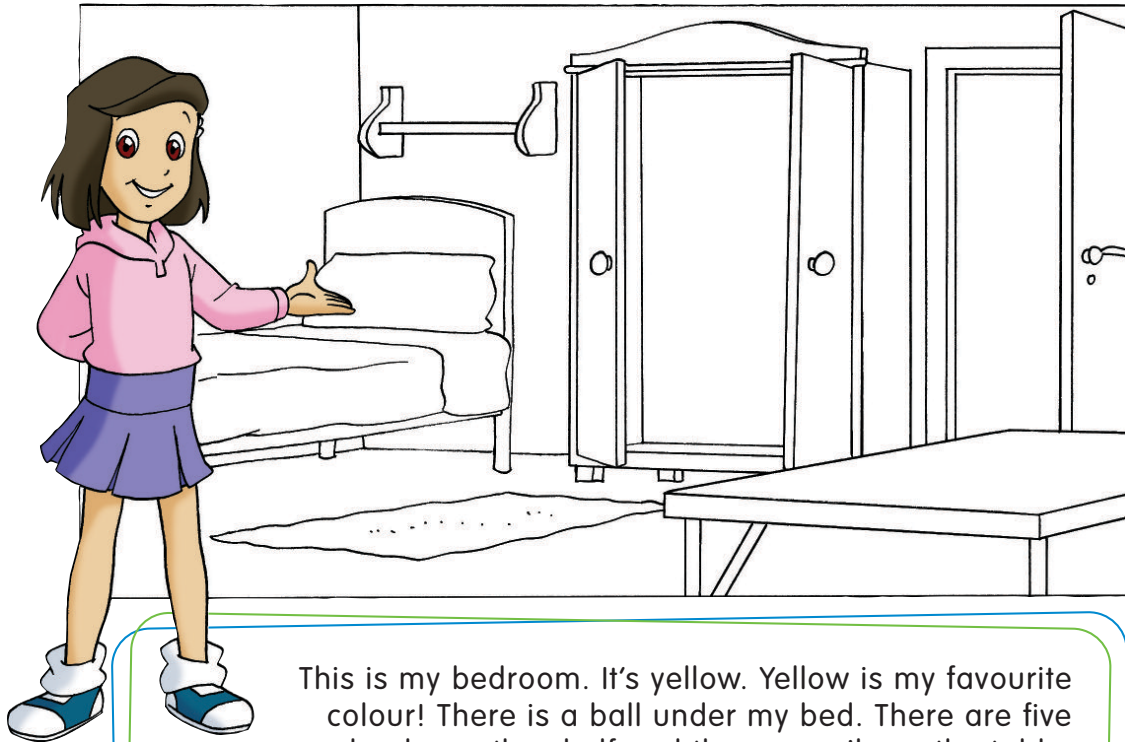
# My bedroom!



1



Read, draw and colour.



This is my bedroom. It's yellow. Yellow is my favourite colour! There is a ball under my bed. There are five books on the shelf and three pencils on the table. And where is my skateboard? Look, it's in the wardrobe.

2



Complete the sentences.

- 1 There is a ball under the bed.
- 2 There are five books \_\_\_\_\_ the \_\_\_\_\_.
- 3 There are three pencils \_\_\_\_\_ the \_\_\_\_\_.
- 4 The skateboard is \_\_\_\_\_ the \_\_\_\_\_.

## Rocky's Rules




We can use: **in, under, on, behind** to tell where things are.

# Let's learn!

1 Listen and point.

This is Ricky.  
He's my friend.



This is Rita. She's my friend.



They're my friends!

2 Let's listen and learn numbers.

10

ten

20

twenty

30

thirty

40

forty

50

fifty

3 Chit-chat.

This is Betty and this is Abba. They're my friends. They're not 16, they're 10.



Betty

Abba



Anna



José

~~16~~ 10

~~40~~ 30

~~28~~ 18

# Listening



**1** Listen and tick.

<p>1</p> <p><input type="checkbox"/> <input type="checkbox"/></p>	<p>2</p> <p><input type="checkbox"/> <input type="checkbox"/></p>	<p>3</p> <p><input type="checkbox"/> <input type="checkbox"/></p>
<p>4</p> <p><input type="checkbox"/> <input type="checkbox"/></p>	<p>5</p> <p><input type="checkbox"/> <input type="checkbox"/></p>	<p>6</p> <p><input type="checkbox"/> <input type="checkbox"/></p>

## Alphabet and number work

**2** Read, circle and join.

POSTERTABLEWINDOWKITCHEN

<p>1</p>	<p>2</p>	<p>3</p>	<p>4</p>
----------	----------	----------	----------

**3** Write the numbers and do the sums.

★ = ten      ☆ = twenty      ♥ = thirty      ● = forty      ■ = fifty

Example: ★ + ☆ = ♥      *ten + twenty = thirty*

<p>♥ + ★ = ____</p> <p>_____</p>	<p>● - ☆ = ____</p> <p>_____</p>	<p>____ + ★ = ■</p> <p>_____</p>	<p>☆ + ____ = ■</p> <p>_____</p>
----------------------------------	----------------------------------	----------------------------------	----------------------------------

Let's sing!

1 Sing and point.

In a big, big house,  
There's a big, big room.



In the big, big room,  
There's a big, big wardrobe.



In the big, big wardrobe,  
There's a big, big shelf.

On the big, big shelf,  
There's the giant's pet.



2 Sing again. Use:

small / the dwarf's pet



# Let's write!




Read and choose



house in the country



flat in a big city




house in the city

My house is a...




Now draw and write!



Read and write.



This is the living room. It is my favourite room. The sofa is green and the TV is blue. Look! My dog Bob is under the table!



# Let's speak!



Play the game. Spot the six differences.



The comic is under the chair.





# Houses and flats



Listen and choose.

In the country

In a noisy city

In a quiet street



Read and match. Then listen and check.

This is a house in the country. It is very big and comfortable.



1

This is a house in a city. It has got a big garden.



2

This is a flat in a big city. It is very modern.



3

What's your favourite house?

3



Read and write.



This is a big house.  
There is a big hall,  
a living room,  
three bedrooms,  
a kitchen, two bathrooms,  
a garage and  
a nice garden.



*This is a small house.*  
*There is \_\_\_\_\_*

---

---

---

---

---

---

---





# The world around me




Stick, draw and write.

**You need :**



*My dream house*



# Round up



1



Listen and circle.

1	hall	garden	kitchen	garage
2	sofa	TV	bed	table
3	wardrobe	door	window	shelf
4	fridge	chair	sofa	wardrobe

2



Look at Unit 2 Pupil's Book and write True (T) or False (F).

## Quiz time

- 1 On page twenty-one, Rita is in the bedroom in frame four.
- 2 There is a comic on the shelf on page twenty-two.
- 3 Rocky is behind the door on page twenty-two.
- 4 Ricky is with Rita and Rocky on page twenty-four.
- 5 There is a big dragon on page twenty-six.
- 6 There is a pink poster on page twenty-eight.

I can write about rooms and furniture.



I can sing a song.



I can read about different houses.



In unit 2 my favourite page is \_\_\_\_\_.



# This is me!

- Listen to a comic and a song.
- Read about how different people look.
- Talk about the way we look.
- Write about your friends.

1




Listen and repeat.


ear	hair
eye	mouth
face	hand
arm	leg
nose	foot
head	



tall short



big small



long short




blond dark



2




Read, tick and complete.



- tall boy  
 short boy



- small nose  
 big nose



- long hair  
 short hair

What are you like?

I'm \_\_\_\_\_ . I've got a  
\_\_\_\_\_ nose and I've  
got \_\_\_\_\_ hair.

# LOOKING FOR RICKY



3



Let's read the comic!



4



Yes or no?

1 Is Ricky short?

Yes, he is.

No, he isn't.

2 Is Rocky looking  
for Ricky?

Yes, he is.

No, he isn't.

3 Has Ricky got a small  
nose in frame 6?

Yes, he has.

No, he hasn't.

# Let's learn!

1




Read and think. Then solve the puzzle and write the names.

Julie, Fay and Vera are my friends.

Julie hasn't got long hair.

Fay has got brown eyes and a small nose.

Vera hasn't got blond hair and her eyes aren't brown.



2



Listen and check.

3



Listen again and answer.

1 Has Julie got brown eyes? \_\_\_\_\_

2 Has Fay got a small nose? \_\_\_\_\_

3 Has Vera got blond hair? \_\_\_\_\_

## Rocky's Rules

Talk about possession.



**+** I have got.

You have got.

He/She/It has got.

We have got.

You have got.

They have got.

**-** I have not got.

You have not got.

He/She/It has not got.

We have not got.

You have not got.

They have not got.

**?** Have I got?

Have you got?

Has he/she/it got?

Have we got?

Have you got?

Have they got?

# Let's read!

**1**  **Read and match.**

**A** She isn't very tall. She's got long blond hair. She's got big brown eyes and a big mouth. Who is she?



The Queen



Ronaldo



Harry Potter



Anastacia

**C** She's got short grey hair and blue eyes. She's tall and she's got a small nose. Who is she?

**D** He's tall and he has got very short hair. He's got brown eyes and he's got a friendly face. Who is he?

**B** He's got short black hair and green eyes. He's short and he's got a nice face. Who is he?

**2**  **Read and answer.**

- 1 Is the Queen short?
- 2 Has Harry Potter got black hair?
- 3 Is Ronaldo friendly?
- 4 Has Anastacia got blue eyes?



- |               |                 |
|---------------|-----------------|
| Yes, she is.  | No, she isn't.  |
| Yes, he has.  | No, he hasn't.  |
| Yes, he is.   | No, he isn't.   |
| Yes, she has. | No, she hasn't. |

# Let's write!

1



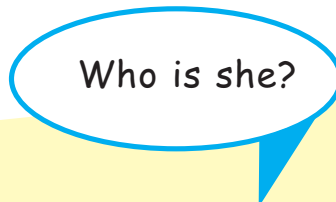
Think and say! What is your best friend like?



2



Draw a portrait of your best friend. Write, ask and answer.



- A** What's she like?
- B** She's very clever.
- A** Is she tall?
- B** Yes, she is.
- A** Has she got dark hair?
- B** No, she hasn't. She's got blond hair.



We use a full stop .  
to end a sentence. After a  
full stop, we use  
a **capital letter**.

# Round up



Listen and write the names. Who are my friends?











Look at Unit 3 in your Pupil's Book and answer the questions.

## Quiz time

- 1 Page 34: What is Ricky like in frame 6?
- 2 Page 36: Who has got short grey hair and blue eyes?
- 3 Page 36: Who has got glasses?
- 4 Page 37: Has Katia got blond hair?

I can talk about the way we look.

I can sing a song.

I can read about how different people look.

I can write about my friends.



In unit 3 my favourite page is \_\_\_\_\_.




# Family and friends



- Let's listen to a story and a song.
- Let's count to 100.
- Let's talk about families.
- Let's read about different families.
- Let's write about our family.

## Let's listen!



1   Listen and repeat.



# Rocky's FAMILY



Let's read the comic!



Read and choose.

- 1 Rocky is looking at his
- 2 His mum and dad are in the
- 3 Rocky is

- |         |   |        |   |
|---------|---|--------|---|
| comics  | / | photos | . |
| kitchen | / | garden | . |
| happy   | / | sad    | . |

# Let's play!

1  Do the maze.

2   Now read and complete.

- 1 This is my sister. She's got a ball and she is in the \_\_\_\_\_. Her name is \_\_\_\_\_.
- 2 This is my cousin. She's got a \_\_\_\_\_. She's in the hall. Her name is \_\_\_\_\_.
- 3 This is my \_\_\_\_\_. He's got a \_\_\_\_\_ and he's in the \_\_\_\_\_. His name is \_\_\_\_\_.

# Let's read!



Read and complete.

Hi! My name is Mei  
and I'm 13.  
This is my cousin \*\*\*  
She's a little girl.  
My granny and grandad  
are from \*\*\*  
They've got a big  
house.



Miguel

China

Ling

Colombia

I'm Carmela and I'm  
from \*\*\*  
I've got lots of aunts  
and uncles, and about  
20 cousins!  
My favourite  
cousin is \*\*\*  
He's funny.



Now listen and check.

# Let's chant!

1  Listen and chant.

This is my granny,  
Her name is Carrie.  
And this is my sister,  
Her name is Mary.

This is my grandad,  
His name is Barry.  
And this is my brother,  
His name is Gary.



## SOUNDS

2   Listen and repeat.

cousin... kitchen... comic  
granny... grandad... garden



3   Draw and write. Then say.  
Use the words in ex. 2

My **c**ousin is  
in the **g**arden!



# Let's learn!

**1** Listen, point and complete.



My name is Rocky and I've got a \*\*\* T-shirt.  
 Your name is Ricky and you've got an \*\*\* T-shirt.  
 His name is Miguel and he's got a \*\*\* T-shirt.  
 Her name is Carmela and she's got a \*\*\* T-shirt.  
 Their names are Betty and Jim and they've got \*\*\* T-shirts.

**2** Let's listen and learn numbers.

<b>60</b>	<b>70</b>	<b>80</b>	<b>90</b>	<b>100</b>
sixty	seventy	eighty	ninety	one hundred

**3** Chit-chat. Then write about Sylvia, Terry, Lena, Ben and Harry.

This is my aunt.  
 Her name is Mary.  
 She's sixty.



sister / Sylvia	uncle / Terry
granny / Lena	cousins / Ben and Harry
20	62
70	16 18



# Let's sing!



1



Sing and find.



Mum, Mum,  
Have you got...  
Have you got a sister?



Yes, dearie, yes, I have,  
He's your uncle,  
Your uncle Monty.



Yes, dearie, yes, I have,  
She's your auntie,  
Your auntie Mary.



Mum, Mum,  
Have you got...  
Have you got a daddy?



Mum, Mum,  
Have you got...  
Have you got a brother?



Yes, dearie, yes, I have,  
He's your grandad,  
Your grandad Gerry.

2



Sing again. Use:



granny / Molly



cousin / Harry



# Listening

1 Listen and tick. Who are they?



- |                               |                                  |                                 |                                 |                                  |                                 |
|-------------------------------|----------------------------------|---------------------------------|---------------------------------|----------------------------------|---------------------------------|
| <input type="checkbox"/> mum  | <input type="checkbox"/> grandad | <input type="checkbox"/> dad    | <input type="checkbox"/> aunt   | <input type="checkbox"/> brother | <input type="checkbox"/> sister |
| <input type="checkbox"/> aunt | <input type="checkbox"/> uncle   | <input type="checkbox"/> cousin | <input type="checkbox"/> granny | <input type="checkbox"/> friend  | <input type="checkbox"/> cousin |

## Alphabet and number work

2 Say and write the numbers.

twenty-	one	21	thirty-	<u>one</u>	<u>31</u>
	two	—		_____	_____
	three	—		_____	_____
	four	24		_____	_____
	five	—		_____	_____
	six	26		_____	_____
	seven	—		_____	_____
	eight	28		_____	_____
	nine	—		_____	_____

3 Say the numbers. Then do the sums.

$58 + 14 =$	<u>72</u>	$fifty-eight + fourteen =$	<u>seventy-two</u>
$25 + 43 =$	_____		_____
$89 - 54 =$	_____		_____
$75 - 44 =$	_____		_____



# Families



Listen and choose.

At the beach


In the garden

In the living room



Read and match. Then listen and check.

I'm Antonio.  
This is my family. I live  
with my parents and with  
my grandparents.  
I've got a sister.



2

Hi! I'm Mary.  
I live with my parents.  
Here we are looking  
at our photos.



1

Hello, my name  
is Elizabeth and this is  
my family. We live near  
the seaside.




3

# Let's write!

1



Look and read!



This is my family: my granddad Leo, my granny Isabel, my dad Daniel, my mum Angela, my brother Ben, my sister Elena and me!


2



Now draw your family tree and write about your family!

# Susana's family!

1 Listen.



2 Speak.


 **Sam**  
 Brothers: Gerry, David  
 Sisters: Susan  
 Pets: a fish

 **Molly**  
 Brothers: Oscar  
 Sisters: Anne, Cindy  
 Pets: a cat

**A** Sam, have you got brothers?

**B** Yes, their names are Gerry and David.

3 Read and circle the correct option:



Hello, I'm Susana. This is / am my granny, her name is Josefina. This is my grandad, his / her name is Félix. This is my dad, his name is José, this is / are my mum, her name is Patricia. I've got two brothers, their / my names are David and Carlos.

# Writing



Read and write.



Hello! I'm Susan. I'm 12 years old.  
I've got a sister. She is 17  
and her name is Lorna. I've got  
a brother too. He is 21 and his name  
is Jack. My mum is a teacher and  
my dad is a doctor. We live in a big house  
because my granny and grandad live  
with us too. I've got a large family  
with lots of uncles, aunts and cousins.  
We always see each other at Christmas.

Hello, I'm \_\_\_\_\_

\_\_\_\_\_

\_\_\_\_\_

\_\_\_\_\_

\_\_\_\_\_

\_\_\_\_\_

\_\_\_\_\_

\_\_\_\_\_

# The world around me



Stick, draw and write.

**You need :**



# Round up

1  Listen and join.



2  Look at Unit 4 Pupil's Book and answer the following questions:

## Quiz time

- 1 On page thirty-nine, is picture 8 a brother?
- 2 On page forty, is Ricky looking at his photos?
- 3 On page forty-two, is Mei from Colombia?
- 4 On page forty-three, is Barry a grandad?
- 5 On page forty-seven, has Antonio got only one sister?

I can write about my family.



I can sing a song.



I can read about different families.



In unit 4 my favourite page is \_\_\_\_\_.



# Getting dressed

- Let's listen to a story and a song.
- Let's talk about clothes.
- Let's write about a famous character.

## Let's listen!



Listen and repeat.

### CLOTHES

1 skirt

2 T-shirt

3 hat

4 dress

5 jacket

6 sweater

8 shoes

7 trainers

10 jeans

9 socks



# DRESSING UP



2 Let's read the comic!



3 Who says... ?

- 1 I haven't got my hat.
- 2 Rocky's got your hat!
- 3 I like this long purple dress.





# Let's write!

Unit  
5



1



Look and write.



- 1 The \_\_\_\_\_ are blue.
- 2 The \_\_\_\_\_ is pink.
- 3 The \_\_\_\_\_ is red.
- 4 The \_\_\_\_\_ are brown.
- 5 The \_\_\_\_\_ are grey.
- 6 The \_\_\_\_\_ is blue.
- 7 The \_\_\_\_\_ is purple.
- 8 The \_\_\_\_\_ is brown.
- 9 The \_\_\_\_\_ is white.



2



What are you wearing?

I'm wearing \_\_\_\_\_.

# Let's read!

1



Read and match. Who are they?

1



2



3



I'm wearing a long white dress and white shoes. I'm \*\*\*

I'm not wearing a green T-shirt or a white dress! I'm wearing a blue T-shirt. I'm \*\*\*

I'm wearing a green T-shirt and a green hat. I'm not wearing white shoes. I'm \*\*\*

2



Listen and check.

3



Read and choose.

1 Princess Leia is wearing

blue / white shoes.

2 Peter Pan is wearing a

green / yellow hat.

3 Superman is wearing a

blue / orange T-shirt.



# Let's sing!



## Sing and find.

He's wearing a T-shirt.  
But it's not red!  
He's wearing jeans,  
They're not blue!

Who is it?  
Look and find!

He's wearing a jacket,  
It's not red!  
He's wearing trainers,  
They're not blue!

Who is it?  
Look and find!




# Reading

1



Read and colour.



These are my friends Dana and Rob. They're at the beach. It's very hot! Dana is wearing an orange skirt and a yellow T-shirt. Her sandals are yellow too. Rob is wearing a blue T-shirt and blue shorts. His sandals are black. They are wearing sunhats. Their sunhats are purple and grey.

2



Now look and complete.

Dana has got a ball and a rucksack. Her \_\_\_\_\_ is brown and her \_\_\_\_\_ is red and white.

Rob has got a skateboard and sunglasses. His \_\_\_\_\_ is brown and black and his \_\_\_\_\_ are green.

# Listening



1



Listen and tick.

<p>1</p> <p><input type="checkbox"/> <input type="checkbox"/></p>	<p>2</p> <p><input type="checkbox"/> <input type="checkbox"/></p>	<p>3</p> <p><input type="checkbox"/> <input type="checkbox"/></p>
<p>4</p> <p><input type="checkbox"/> <input type="checkbox"/></p>	<p>5</p> <p><input type="checkbox"/> <input type="checkbox"/></p>	<p>6</p> <p><input type="checkbox"/> <input type="checkbox"/></p>

## Alphabet and number work

2



What are they wearing? Classify the words.

- |         |         |        |        |       |         |
|---------|---------|--------|--------|-------|---------|
| T-shirt | sandals | sunhat | shorts | shoes | sweater |
|---------|---------|--------|--------|-------|---------|

**Sheila**

\_\_\_\_\_

\_\_\_\_\_

\_\_\_\_\_

**Sam**

\_\_\_\_\_

\_\_\_\_\_

\_\_\_\_\_

3



Complete the sequences.

sixty	_____	eighty	_____	_____
forty-two	forty-four	_____	_____	_____
twenty-five	thirty	_____	_____	forty-five
fifty-three	fifty-six	_____	_____	sixty-five

# Writing



Read and write.

The man is wearing a black hat, a brown jacket and blue jeans. He is also wearing trainers. He has got a big rucksack.



*The woman is wearing*

---

---

---

---

---

---



# The world around me



Stick, draw and write.

**You need :**



7£

LET'S GO SHOPPING!



10£

- How much is the hat?
- The hat is 10 £.

.....

.....

.....

.....

.....

.....

.....

.....

.....

.....



25£

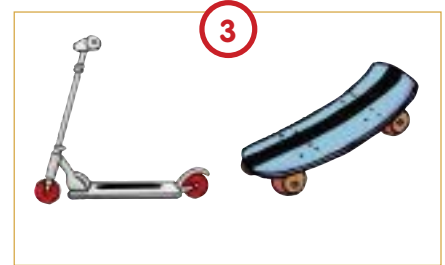


50£



# Let's speak!

1 Listen.



2 Speak.

A Have you got a red T-shirt?

B Yes!



3 Read and write.

I'm wearing a  , my new  , my cool  and my  .



# Let's write!

1



Think and say!



2

Now draw...



3



... and write!

I'm wearing  
a brown and yellow  
dress and brown shoes.  
I'm Pocahontas.



# Let's learn!

**1** Listen and point.

I've got a skateboard  
 I haven't got a scooter.  
 She's got a bike.  
 She hasn't got an electronic game.



**2** Chit-chat.

- A** She's got a cat.
- B** She hasn't got a pencil case.



# Round up



1



Listen and circle.

1	boots	sandals	shoes	trainers
2	dress	skirt	shorts	jeans
3	jacket	sweater	T-shirt	hat
4	book	bag	rucksack	pencil case

2



Look at Unit 5 Pupil's Book and answer the following questions:

## Quiz time

- 1 On page fifty-four, in frame 4, is Betty wearing a purple dress?
- 2 On page fifty-four, in frame 6, is Rocky wearing a black hat?
- 3 On page fifty-six, is Princess Leia wearing a green T-shirt?
- 4 On page fifty-eight, is the ball under a table?
- 5 On page sixty-four, has Rita got a bike?



I can describe clothes.

I can sing a song.

I can read about different clothes.

In unit 5 my favourite page is \_\_\_\_\_ .






# The four seasons

- Listen to a comic and a song.
- Read about seasons.
- Talk about months and seasons.
- Write about favourite season.

## Let's listen!



Listen and repeat.



## MONTHS

April

October

December

January

September

July

February

May

June

March

August

November

## SEASONS



spring



summer



autumn



winter




Match and say.

# ROCKY'S LUCKY COUSIN

3



Let's read the comic!



4



True (T) or False (F)?


- 1 Ralph lives in Australia.  T  F
- 2 He wears a sweater and a jacket in December.  T  F
- 3 Rocky goes surfing in January.  T  F



# Let's sing!



**1**  Listen and sing.




Autumn winds  
Begin to blow.  
Coloured leaves  
Fall fast and slow!

Then winter's here  
With cold and ice.  
Soft white snowflakes  
Are so nice!



Now it's spring.  
The sky is blue,  
Clouds come and go,  
And rainbows, too.

It's summer time!  
Holidays and sun,  
Ice cream and lemonade.  
Oh, what fun!



**2**  Sing again. What's your favourite season?

# Let's listen!

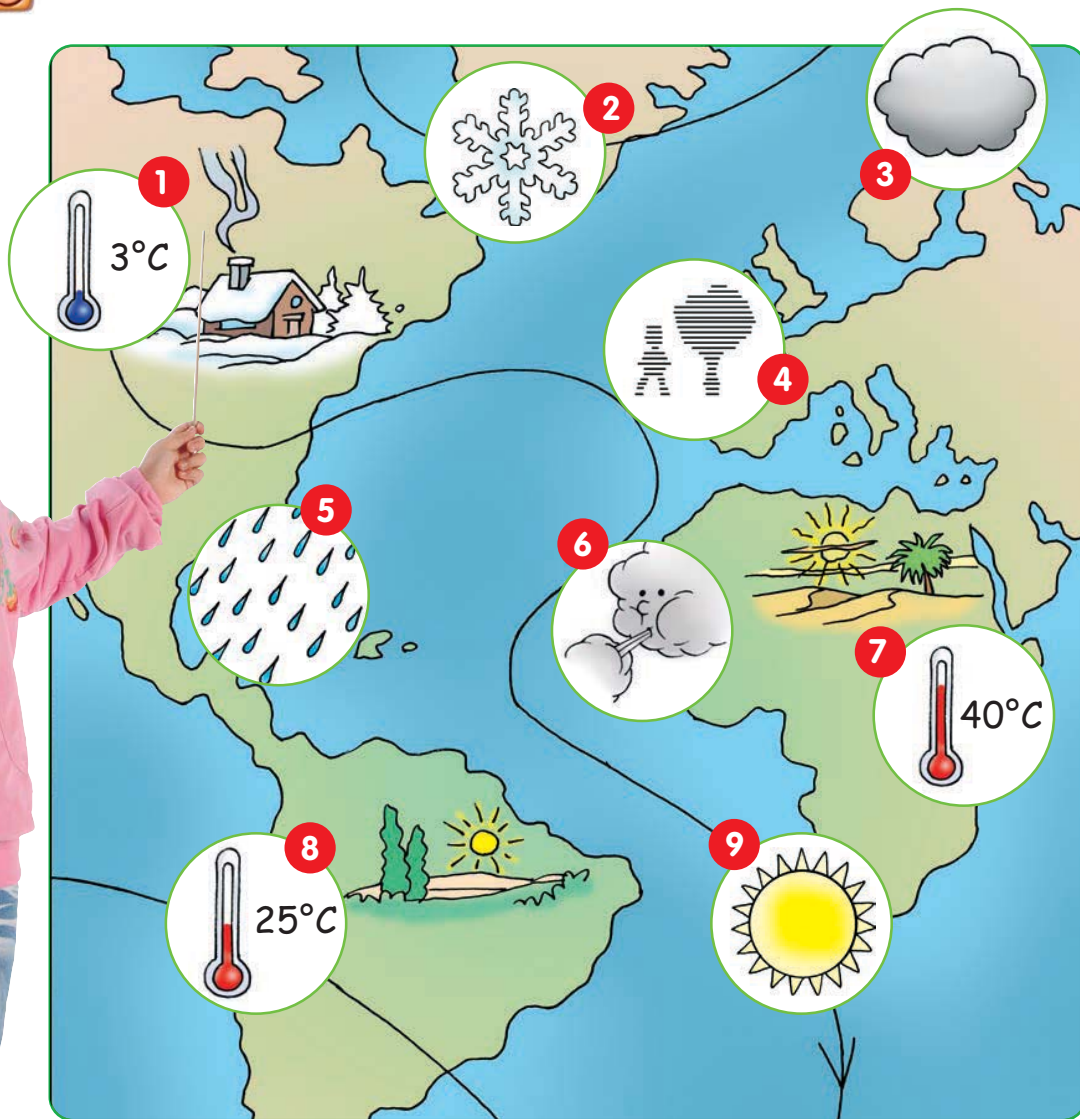
Unit  
6



1



Listen and repeat.



hot

cold

warm

sunny

cloudy

rainy

snowy

foggy

windy

2



Match and say.

# GETTING READY



3



Let's read the comic!



4



True (T) or False (F)?

- 1 It is a cold day.
- 2 Rocky needs his sunglasses.
- 3 Rocky likes rainy days.

<input type="checkbox"/>	<input type="checkbox"/>
<input type="checkbox"/>	<input type="checkbox"/>
<input type="checkbox"/>	<input type="checkbox"/>



# What's the weather like?

Unit  
6

1



Look at the pictures and complete the texts.



Today it is \_\_\_\_\_  
and \_\_\_\_\_. Ricky is  
wearing his \_\_\_\_\_  
\_\_\_\_\_ and his \_\_\_\_\_.  
He is very happy.



Today it is \_\_\_\_\_  
and \_\_\_\_\_. Rita is  
wearing her \_\_\_\_\_  
and her \_\_\_\_\_.  
She isn't very happy.

sunhat

anorak

swimming  
costume

cold

hot

snowy

sunny


boots

2



Read and draw.

Today it is rainy and cold.  
Rocky is wearing his boots  
and his umbrella. He is walking  
to school. He loves the rain.



# The world around me



Stick, draw and write.

**You need :**



*My favourite season*



1



Read and think. Then solve the puzzle and write the numbers.



1



2



3



4

*What's the weather like?*

Lena is wearing boots, gloves and an anorak, but she isn't holding an umbrella.  
It's \_\_\_\_\_ and \_\_\_\_\_.

Betty is wearing a T-shirt, shorts, sandals and her new sunglasses. She's eating a  
yummy ice cream. It's \_\_\_\_\_ and \_\_\_\_\_.

Can you see Rose? What is she wearing today? I don't know  
because it's very \_\_\_\_\_.

Annie is in Jamaica. She isn't wearing a sweater or an anorak because it isn't cold.  
She's holding an umbrella. It's \_\_\_\_\_ and \_\_\_\_\_.

2



Listen and check.

3



Answer the questions.

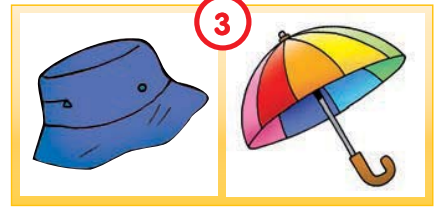


- 1 What's the weather like today? \_\_\_\_\_.
- 2 Have you got an umbrella? What colour is it? \_\_\_\_\_.
- 3 Have you got sunglasses? \_\_\_\_\_.

# Let's round it up!

1



Listen and choose.



2



Speak. Ask and answer in pairs.

A

What's the weather like in Vienna?

B

It's windy and cold.



3



Read and rewrite the words in **yellow**.

What's the weather like in **Boston**? **Winter** is very **windy**, **snowy** and **cold**.  
It is **hot** in summer but sometimes it's **rainy**.



- I can talk about the weather.
- I can read about weather around the world.
- I can sing a song.
- I can write about the weather.

# Merry Christmas



Let's sing.




## Jingle Bells

Dashing through the snow,  
In a one horse open sleigh,  
Over the fields we go  
Laughing all the way!

Bells on bobtail ring,  
Making spirits bright,  
What fun it is to laugh and sing  
A sleighing song tonight!

Oh! Jingle bells, jingle bells,  
Jingle all the way!

Oh! What fun it is to ride  
In a one horse open sleigh!



snow



sleigh



field



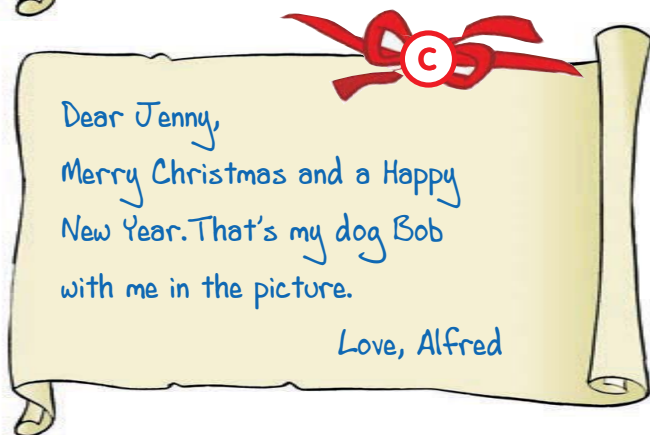
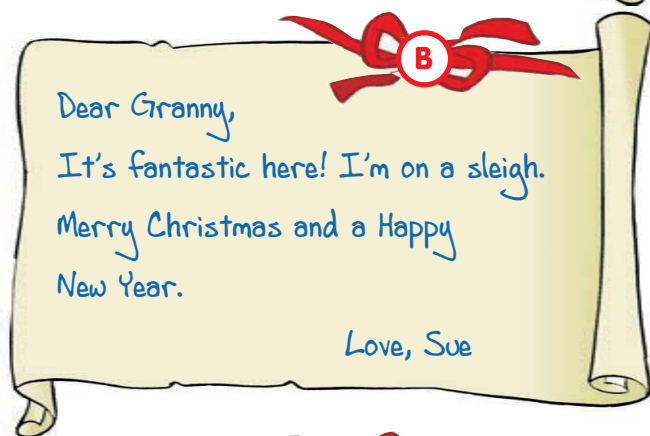
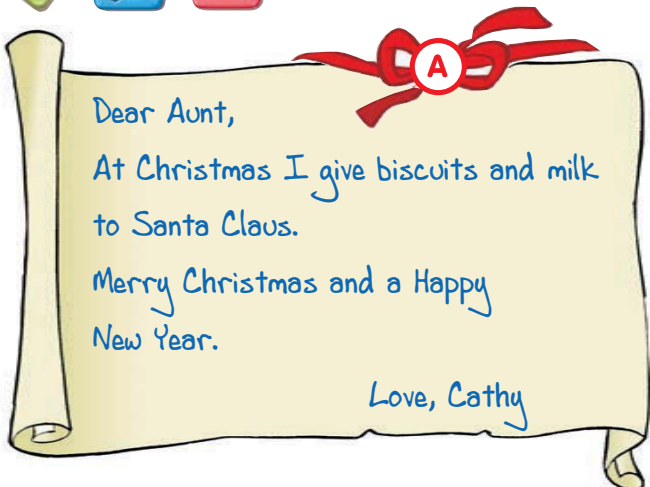
bells

# Christmas Cards

2



Read and match, then listen and check.



3



Write and draw a Christmas card for a friend.

# BIRTHDAYS

1




Let's sing.

January, February, March  
Stand up and march!  
April, May, June  
Stand up and jump!

July, August, September  
Stand up and run!  
October, November, December  
Stand up and turn around!

When is your birthday?  
Tell me please!  
When is your birthday?  
Tell me please!



march



jump



run



turn around

# Birthday Parties

2



Read and match, then listen and check.

A

My birthday is in September.  
I have a party with a big piñata  
full of sweets! I hit the piñata and  
all the sweets fall down.  
This is lots of fun!

B

I celebrate my birthday with my  
family and friends at home.  
My mum makes a big birthday  
cake with candles for me.  
It's delicious!

C

I have a special party at home  
for my birthday. We decorate the  
house with lots of balloons.  
All my friends come and we dance  
and play games. It's great fun!

1



2



3









 **SITKA**

**CENTRUL DE CARTE STRĂINĂ**

ISBN: 978-606-94038-0-8